

# James

Home Church Worship Guides  
&  
Daily Family Devotionals

By Sonny Childs



**Holy  
Homesteading**

*If every day included family worship...*

Dear Homesteader,

As with the hero homesteaders of days gone by, family survival can seem like a constant battle against the many dangers of an untamed wilderness. It is the aim of this publication to help equip you for those challenges and offer inspiration as you carve out a safe place on this modern frontier.

Nothing is more important to the survival of the Christian home than regularly worshiping together. Inside, you will find a hearty supply of home church worship guides and family devotional guides, and as well as a little encouragement from our own journey through the wilderness of life.

As the storms of life rage just outside your home, be sure to build a spiritual shelter within. It is our prayer that this little publication will help.

May God bless your family  
as you blaze a new trail  
for His glory!

Sonny  
+  
Cindy



© Copyright 2023

Sonny Childs & Family Ministries

Artwork by GabrielsGraphix.com

*We gladly give permission to copy this material  
provided that copies always include the copyright above.*

## **Contents:**

On the following pages you will find a series of home church worship guides and family devotionals.

Each home church guide is based upon the Biblical pattern for home worship:

1 Corinthians 11:17 (ESV) “But in the following instructions I do not commend you, because when you come together it is not for the better but for the worse.”

### *Step 1 - Refocused Submission*


1 Corinthians 11:23 (ESV) “For I received from the Lord what I also delivered to you...”

### *Step 2 – Inspired Instruction*

1 Corinthians 11:27 (ESV) “Let a person examine himself...”

### *Step 3 - Convicted Application*

Each family devotional guide builds upon Sunday’s home church worship guide by drawing daily discussions and applications from the chapter of the week.



## Home Church James 1

## Memory Passage of the Week

### Sunday - Step 1

*Refocused Submission (Patterned after 1 Corinthians 11:17-22)*

- Begin by discussing the various areas of Christ's life that He surrendered to do the will of the Father and relate them to the areas of surrender we must develop.

### Sunday - Step 2

*Inspired Instruction (Patterned after 1 Corinthians 11:23-26)*

- Read the chapter. (Suggestion: Involve everyone. Take turns reading.)
- Ask each person to memorize the chapter theme by using the picture clue provided. (Suggestion: It is often helpful to have participants draw the picture clue.)
- Discuss other possible themes for the chapter. (Suggestion: Develop picture clues to go along with the other chapter themes.)

### Sunday - Step 3

*Convicted Application (Patterned after 1 Corinthians 11:27-32)*

- Ask each person to quote a favorite Bible verse and explain what it means to them.
- Explain the significance of the body and blood of Jesus being offered on the cross and have someone lead a prayer thanking God for the sacrifice of His Son.
- Pass out the unleavened bread and ask each person to take a moment of silence to examine themselves and meditate on the sacrificed body of Jesus. Do the same for the grape juice.
- If there is a current need in the church or community, participants can be encouraged to pool their money to help.
- Ask each person to explain how this Bible study impacted their life and tell of a way they plan to live it out in the coming week.

### Conclusion

- Make a prayer list. Be sure to include time for offering confessions of spiritual weakness.
- Make a list of spiritual victories.
- Provide copies of the daily devotionals so everyone can continue their study of the chapter throughout the week.
- Offer a final prayer.

### James 1:2-3 (ESV)

*Count it all joy, my brothers,  
when you meet trials of various kinds,  
3 for you know that the testing of your faith  
produces steadfastness.*

**Monday – Step 1** - Read the memory passage aloud, then repeat it phrase by phrase as the family says it with you. Note: For very young members of the family, you might give them a single phrase and let them “own” it each time the passage is repeated. **Step 2** – Discuss this question – How can trials and hard times make us better? (1:2-4) **Step 3** - Have prayer time.


**Tuesday - Step 1** - Read the memory passage aloud, then repeat it phrase by phrase as the family says it with you. **Step 2** – Discuss this question – How is the subject of the next paragraph connected to trials and hard times? (1:5-7) **Step 3** - Have prayer time.

**Wednesday - Step 1** - Read the memory passage aloud, then repeat it phrase by phrase as the family says it with you. **Step 2** – Discuss this question - What are the steps that lead to death? Is temptation a sin? (1:14-15) **Step 3** - Have prayer time.

**Thursday - Step 1** - Read the memory passage aloud, then repeat it phrase by phrase as the family says it with you. **Step 2** – Discuss this question – Have you ever been like the man in this illustration? How? (1:22-25) **Step 3** - Have prayer time.

**Friday – Step 1** - Read the memory passage aloud, then repeat it phrase by phrase as the family says it with you. **Step 2** – Discuss this question – Why did the Holy Spirit choose these two groups to illustrate pure religion? (1:27) **Step 3** - Have prayer time.

**Saturday** - Take volunteers to see if anyone can quote the passage from memory. Create a plan to put the applications from this chapter into practice within your family life. Discuss the importance of the Lord's Day and why it gives honor to God when we get extra rest on Saturday night. Have prayer time.



## Home Church James 2

## Memory Passage of the Week

### Sunday - Step 1

*Refocused Submission (Patterned after 1 Corinthians 11:17-22)*

- Begin with a prayer asking the Holy Spirit to guide each person into a worshipful attitude of surrender.

### Sunday - Step 2

*Inspired Instruction (Patterned after 1 Corinthians 11:23-26)*

- Read the chapter. (Suggestion: Involve everyone. Take turns reading.)
- Ask each person to memorize the chapter theme by using the picture clue provided. (Suggestion: It is often helpful to have participants draw the picture clue.)
- Discuss other possible themes for the chapter. (Suggestion: Develop picture clues to go along with the other chapter themes.)

### Sunday - Step 3

*Convicted Application (Patterned after 1 Corinthians 11:27-32)*

- Sing a song about Jesus and His love for us. (Suggestion: If you have no one who is accustomed to leading a song, find a song on the internet and have it ready so the group can sing along.)
- Explain the significance of the body and blood of Jesus being offered on the cross and have someone lead a prayer thanking God for the sacrifice of His Son.
- Pass out the unleavened bread and ask each person to take a moment of silence to examine themselves and meditate on the sacrificed body of Jesus. Do the same for the grape juice.
- If there is a current need in the church or community, participants can be encouraged to pool their money to help.
- Ask each person to explain how this Bible study impacted their life and tell of a way they plan to live it out in the coming week.

### Conclusion

- Make a prayer list. Be sure to include time for offering confessions of spiritual weakness.
- Make a list of spiritual victories.
- Ask each person to be prepared next time to share a way they saw God's power at work in their life or the life of another.
- Offer a final prayer.

**James 2:26 (ESV)**

*For as the body apart from the spirit is dead,  
so also faith apart from works is dead.*

**Monday – Step 1** - Read the memory passage aloud, then repeat it phrase by phrase as the family says it with you. Note: For very young members of the family, you might give them a single phrase and let them “own” it each time the passage is repeated. **Step 2** – Discuss this question - What is a modern day example of this? (2:1-7) **Step 3** - Have prayer time.

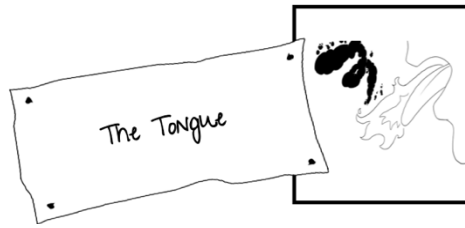
**Tuesday - Step 1** - Read the memory passage aloud, then repeat it phrase by phrase as the family says it with you. **Step 2** – Discuss this question – Why is mercy important and how can we show more of it? (2:12-13) **Step 3** - Have prayer time.

**Wednesday - Step 1** - Read the memory passage aloud, then repeat it phrase by phrase as the family says it with you. **Step 2** – Discuss this question - What is a modern day illustration of this? (2:15-17) **Step 3** - Have prayer time.

**Thursday - Step 1** - Read the memory passage aloud, then repeat it phrase by phrase as the family says it with you. **Step 2** – Discuss this question – Is it possible to demonstrate faith without works? What does that say about their partnership? (2:18) **Step 3** - Have prayer time.

**Friday – Step 1** - Read the memory passage aloud, then repeat it phrase by phrase as the family says it with you. **Step 2** – Discuss this question – Did Abraham actually offer Isaac on the altar? What does that say about what makes an acceptable offering? (2:21-23) **Step 3** - Have prayer time.

**Saturday** - Take volunteers to see if anyone can quote the passage from memory. Create a plan to put the applications from this chapter into practice within your family life. Discuss the importance of the Lord's Day and why it gives honor to God when we get extra rest on Saturday night. Have prayer time.



## Home Church James 3

### Sunday - Step 1

*Refocused Submission (Patterned after 1 Corinthians 11:17-22)*

- Ask each person to share a way they saw God's power at work in their life or the life of another.

### Sunday - Step 2

*Inspired Instruction (Patterned after 1 Corinthians 11:23-26)*

- Read the chapter. (Suggestion: Involve everyone. Take turns reading.)
- Ask each person to memorize the chapter theme by using the picture clue provided. (Suggestion: It is often helpful to have participants draw the picture clue.)
- Discuss other possible themes for the chapter. (Suggestion: Develop picture clues to go along with the other chapter themes.)

### Sunday - Step 3

*Convicted Application (Patterned after 1 Corinthians 11:27-32)*

- Ask each person to quote a favorite Bible verse and explain what it means to them.
- Explain the significance of the body and blood of Jesus being offered on the cross and have someone lead a prayer thanking God for the sacrifice of His Son.
- Pass out the unleavened bread and ask each person to take a moment of silence to examine themselves and meditate on the sacrificed body of Jesus. Do the same for the grape juice.
- If there is a current need in the church or community, participants can be encouraged to pool their money to help.
- Ask each person to explain how this Bible study impacted their life and tell of a way they plan to live it out in the coming week.

### Conclusion

- Make a prayer list. Be sure to include time for offering confessions of spiritual weakness.
- Make a list of spiritual victories.
- Provide copies of the daily devotionals so everyone can continue their study of the chapter throughout the week.
- Offer a final prayer.

## Memory Passage of the Week

**James 3:10 (ESV)**

*From the same mouth come blessing and cursing.  
My brothers, these things ought not to be so.*

**Monday – Step 1** - Read the memory passage aloud, then repeat it phrase by phrase as the family says it with you. Note: For very young members of the family, you might give them a single phrase and let them “own” it each time the passage is repeated. **Step 2** – Discuss this question – Why would teachers receive a stricter judgement? (3:1) **Step 3** - Have prayer time.

**Tuesday - Step 1** - Read the memory passage aloud, then repeat it phrase by phrase as the family says it with you. **Step 2** – Discuss this question – Besides the illustrations used in this chapter, what other examples can you give of a little thing having great power? (3:1-12) **Step 3** - Have prayer time.

**Wednesday - Step 1** - Read the memory passage aloud, then repeat it phrase by phrase as the family says it with you. **Step 2** – Discuss this question - In what ways can the tongue be full of deadly poison? (3:8) **Step 3** - Have prayer time.

**Thursday - Step 1** - Read the memory passage aloud, then repeat it phrase by phrase as the family says it with you. **Step 2** – Discuss this question – How does the subject of wisdom fit into the theme of this chapter? (3:13-18) **Step 3** - Have prayer time.

**Friday – Step 1** - Read the memory passage aloud, then repeat it phrase by phrase as the family says it with you. **Step 2** – Discuss this question – How can each of these qualities of wisdom be better applied within your home? (3:17) **Step 3** - Have prayer time.

**Saturday** - Take volunteers to see if anyone can quote the passage from memory. Create a plan to put the applications from this chapter into practice within your family life. Discuss the importance of the Lord's Day and why it gives honor to God when we get extra rest on Saturday night. Have prayer time.



## Home Church James 4

### Sunday - Step 1

*Refocused Submission (Patterned after 1 Corinthians 11:17-22)*

- Begin with a period of sharing. Ask each person to tell of an area of life which needs more surrender.

### Sunday - Step 2

*Inspired Instruction (Patterned after 1 Corinthians 11:23-26)*

- Read the chapter. (Suggestion: Involve everyone. Take turns reading.)
- Ask each person to memorize the chapter theme by using the picture clue provided. (Suggestion: It is often helpful to have participants draw the picture clue.)
- Discuss other possible themes for the chapter. (Suggestion: Develop picture clues to go along with the other chapter themes.)

### Sunday - Step 3

*Convicted Application (Patterned after 1 Corinthians 11:27-32)*

- Before singing a song about Jesus, read the words and discuss the biblical background of those convictions.
- Explain the significance of the body and blood of Jesus being offered on the cross and have someone lead a prayer thanking God for the sacrifice of His Son.
- Pass out the unleavened bread and ask each person to take a moment of silence to examine themselves and meditate on the sacrificed body of Jesus. Do the same for the grape juice.
- If there is a current need in the church or community, participants can be encouraged to pool their money to help.
- Ask each person to explain how this Bible study impacted their life and tell of a way they plan to live it out in the coming week.

### Conclusion

- Make a prayer list. Be sure to include time for offering confessions of spiritual weakness.
- Make a list of spiritual victories.
- Ask each person to be prepared to quote or read a favorite Bible verse next time, and explain what it means to them.
- Offer a final prayer.

## Memory Passage of the Week

**James 4:7 (ESV)**

*Submit yourselves therefore to God.  
Resist the devil, and he will flee from you.*

**Monday – Step 1** - Read the memory passage aloud, then repeat it phrase by phrase as the family says it with you. Note: For very young members of the family, you might give them a single phrase and let them “own” it each time the passage is repeated. **Step 2** – Discuss this question – What do verses 2 and 3 tell us about a successful prayer life? (4:2-3) **Step 3** - Have prayer time.


**Tuesday - Step 1** - Read the memory passage aloud, then repeat it phrase by phrase as the family says it with you. **Step 2** – Discuss this question - What type of friendship is being condemned? (4:4) **Step 3** - Have prayer time.

**Wednesday - Step 1** - Read the memory passage aloud, then repeat it phrase by phrase as the family says it with you. **Step 2** – Discuss this question – Why is it okay for God to be jealous? Is it every right for us to be jealous? (4:5) **Step 3** - Have prayer time.

**Thursday - Step 1** - Read the memory passage aloud, then repeat it phrase by phrase as the family says it with you. **Step 2** – Discuss this question - What are the best ways to draw near to God? (4:8) **Step 3** - Have prayer time.

**Friday – Step 1** - Read the memory passage aloud, then repeat it phrase by phrase as the family says it with you. **Step 2** – Discuss this question – What are some ways that life is like a mist? (4:14) **Step 3** - Have prayer time.

**Saturday** - Take volunteers to see if anyone can quote the passage from memory. Create a plan to put the applications from this chapter into practice within your family life. Discuss the importance of the Lord’s Day and why it gives honor to God when we get extra rest on Saturday night. Have prayer time.



## Home Church James 5

### Sunday - Step 1

*Refocused Submission (Patterned after 1 Corinthians 11:17-22)*

- Begin by discussing the various areas of Christ's life that He surrendered to do the will of the Father and relate them to the areas of surrender we must develop.

### Sunday - Step 2

*Inspired Instruction (Patterned after 1 Corinthians 11:23-26)*

- Read the chapter. (Suggestion: Involve everyone. Take turns reading.)
- Ask each person to memorize the chapter theme by using the picture clue provided. (Suggestion: It is often helpful to have participants draw the picture clue.)
- Discuss other possible themes for the chapter. (Suggestion: Develop picture clues to go along with the other chapter themes.)

### Sunday - Step 3

*Convicted Application (Patterned after 1 Corinthians 11:27-32)*

- Ask each person to quote a favorite Bible verse and explain what it means to them.
- Explain the significance of the body and blood of Jesus being offered on the cross and have someone lead a prayer thanking God for the sacrifice of His Son.
- Pass out the unleavened bread and ask each person to take a moment of silence to examine themselves and meditate on the sacrificed body of Jesus. Do the same for the grape juice.
- If there is a current need in the church or community, participants can be encouraged to pool their money to help.
- Ask each person to explain how this Bible study impacted their life and tell of a way they plan to live it out in the coming week.

### Conclusion

- Make a prayer list. Be sure to include time for offering confessions of spiritual weakness.
- Make a list of spiritual victories.
- Provide copies of the daily devotionals so everyone can continue their study of the chapter throughout the week.
- Offer a final prayer.

## Memory Passage of the Week

**James 5:16 (ESV)**

*Therefore, confess your sins to one another  
and pray for one another, that you may be healed.  
The prayer of a righteous person has great power  
as it is working.*

**Monday – Step 1** - Read the memory passage aloud, then repeat it phrase by phrase as the family says it with you. **Note:** For very young members of the family, you might give them a single phrase and let them “own” it each time the passage is repeated. **Step 2** – Discuss this question – In what ways does this sound like our culture? (5:1-6) **Step 3** - Have prayer time.

**Tuesday - Step 1** - Read the memory passage aloud, then repeat it phrase by phrase as the family says it with you. **Step 2** – Discuss this question – What other similarities should we have to farmers? (5:7) **Step 3** - Have prayer time.

**Wednesday - Step 1** - Read the memory passage aloud, then repeat it phrase by phrase as the family says it with you. **Step 2** – Discuss this question – How might we go about establishing our hearts? (5:8) **Step 3** - Have prayer time.

**Thursday - Step 1** - Read the memory passage aloud, then repeat it phrase by phrase as the family says it with you. **Step 2** – Discuss this question - What does it mean to swear and why should we not do it in the way being addressed? (5:12) **Step 3** - Have prayer time.

**Friday – Step 1** - Read the memory passage aloud, then repeat it phrase by phrase as the family says it with you. **Step 2** – Discuss this question - What might be the association between physical health and sin? (5:14-16) **Step 3** - Have prayer time.

**Saturday** - Take volunteers to see if anyone can quote the passage from memory. Create a plan to put the applications from this chapter into practice within your family life. Discuss the importance of the Lord's Day and why it gives honor to God when we get extra rest on Saturday night. Have prayer time.