

Revelation

Home Church Worship Guides
&
Daily Family Devotionals

By Sonny Childs



**Holy
Homesteading**

If every day included family worship...

Dear Homesteader,

As with the hero homesteaders of days gone by, family survival can seem like a constant battle against the many dangers of an untamed wilderness. It is the aim of this publication to help equip you for those challenges and offer inspiration as you carve out a safe place on this modern frontier.

Nothing is more important to the survival of the Christian home than regularly worshiping together. Inside, you will find a hearty supply of home church worship guides and family devotional guides, and as well as a little encouragement from our own journey through the wilderness of life.

As the storms of life rage just outside your home, be sure to build a spiritual shelter within. It is our prayer that this little publication will help.

May God bless your family
as you blaze a new trail
for His glory!

Sonny
+
Cindy



© Copyright 2023

Sonny Childs & Family Ministries

Artwork by GabrielsGraphix.com

*We gladly give permission to copy this material
provided that copies always include the copyright above.*

Contents:

On the following pages you will find a series of home church worship guides and family devotionals.

Each home church guide is based upon the Biblical pattern for home worship:

1 Corinthians 11:17 (ESV) “But in the following instructions I do not commend you, because when you come together it is not for the better but for the worse.”

Step 1 - Refocused Submission

1 Corinthians 11:23 (ESV) “For I received from the Lord what I also delivered to you...”

Step 2 – Inspired Instruction

1 Corinthians 11:27 (ESV) “Let a person examine himself...”

Step 3 - Convicted Application

Each family devotional guide builds upon Sunday’s home church worship guide by drawing daily discussions and applications from the chapter of the week.



Home Church Revelation 1

Sunday - Step 1

Refocused Submission (Patterned after 1 Corinthians 11:17-22)

- Begin by discussing the various areas of Christ's life that He surrendered to do the will of the Father and relate them to the areas of surrender we must develop.

Sunday - Step 2

Inspired Instruction (Patterned after 1 Corinthians 11:23-26)

- Read the chapter. (Suggestion: Involve everyone. Take turns reading.)
- Ask each person to memorize the chapter theme by using the picture clue provided. (Suggestion: It is often helpful to have participants draw the picture clue.)
- Discuss other possible themes for the chapter. (Suggestion: Develop picture clues to go along with the other chapter themes.)

Sunday - Step 3

Convicted Application (Patterned after 1 Corinthians 11:27-32)

- Ask each person to quote a favorite Bible verse and explain what it means to them.
- Explain the significance of the body and blood of Jesus being offered on the cross and have someone lead a prayer thanking God for the sacrifice of His Son.
- Pass out the unleavened bread and ask each person to take a moment of silence to examine themselves and meditate on the sacrificed body of Jesus. Do the same for the grape juice.
- If there is a current need in the church or community, participants can be encouraged to pool their money to help.
- Ask each person to explain how this Bible study impacted their life and tell of a way they plan to live it out in the coming week.

Conclusion

- Make a prayer list. Be sure to include time for offering confessions of spiritual weakness.
- Make a list of spiritual victories.
- Provide copies of the daily devotionals so everyone can continue their study of the chapter throughout the week.
- Offer a final prayer.

Memory Passage of the Week

Revelation 1:10-11 (ESV)

*I was in the Spirit on the Lord's day,
and I heard behind me a loud voice like a trumpet 11 saying,
"Write what you see in a book and send it to
the seven churches, to Ephesus and to Smyrna
and to Pergamum and to Thyatira and to Sardis
and to Philadelphia and to Laodicea."*

Monday – Step 1 - Read the memory passage aloud, then repeat it phrase by phrase as the family says it with you. Note: For very young members of the family, you might give them a single phrase and let them "own" it each time the passage is repeated. **Step 2** – Discuss this question – How can a book which is so full of symbolism be a blessing to read? (1:3) **Step 3** - Have prayer time.


Tuesday - Step 1 - Read the memory passage aloud, then repeat it phrase by phrase as the family says it with you. **Step 2** – Discuss this question – What does this say about those who practice a separate, elevated priesthood? (1:6) **Step 3** - Have prayer time.

Wednesday - Step 1 - Read the memory passage aloud, then repeat it phrase by phrase as the family says it with you. **Step 2** – Discuss this question - What day was the "Lord's day"? How do you know? How should that impact our worship? (1:10) **Step 3** - Have prayer time.

Thursday - Step 1 - Read the memory passage aloud, then repeat it phrase by phrase as the family says it with you. **Step 2** – Discuss this question - Why do lampstands represent the churches? (1:12, 20) **Step 3** - Have prayer time.

Friday – Step 1 - Read the memory passage aloud, then repeat it phrase by phrase as the family says it with you. **Step 2** – Discuss this question - What do the descriptions tell you about Jesus? (1:14-16) **Step 3** - Have prayer time.

Saturday - Take volunteers to see if anyone can quote the passage from memory. Create a plan to put the applications from this chapter into practice within your family life. Discuss the importance of the Lord's Day and why it gives honor to God when we get extra rest on Saturday night. Have prayer time.



Home Church Revelation 2

Sunday - Step 1

Refocused Submission (Patterned after 1 Corinthians 11:17-22)

- Begin with a prayer asking the Holy Spirit to guide each person into a worshipful attitude of surrender.

Sunday - Step 2

Inspired Instruction (Patterned after 1 Corinthians 11:23-26)

- Read the chapter. (Suggestion: Involve everyone. Take turns reading.)
- Ask each person to memorize the chapter theme by using the picture clue provided. (Suggestion: It is often helpful to have participants draw the picture clue.)
- Discuss other possible themes for the chapter. (Suggestion: Develop picture clues to go along with the other chapter themes.)

Sunday - Step 3

Convicted Application (Patterned after 1 Corinthians 11:27-32)

- Sing a song about Jesus and His love for us. (Suggestion: If you have no one who is accustomed to leading a song, find a song on the internet and have it ready so the group can sing along.)
- Explain the significance of the body and blood of Jesus being offered on the cross and have someone lead a prayer thanking God for the sacrifice of His Son.
- Pass out the unleavened bread and ask each person to take a moment of silence to examine themselves and meditate on the sacrificed body of Jesus. Do the same for the grape juice.
- If there is a current need in the church or community, participants can be encouraged to pool their money to help.
- Ask each person to explain how this Bible study impacted their life and tell of a way they plan to live it out in the coming week.

Conclusion

- Make a prayer list. Be sure to include time for offering confessions of spiritual weakness.
- Make a list of spiritual victories.
- Ask each person to be prepared next time to share a way they saw God's power at work in their life or the life of another.
- Offer a final prayer.

Memory Passage of the Week

Revelation 2:1 (ESV)

*"To the angel of the church in Ephesus write:
'The words of him who holds the seven stars in his right hand,
who walks among the seven golden lampstands.*

Monday – Step 1 - Read the memory passage aloud, then repeat it phrase by phrase as the family says it with you. Note: For very young members of the family, you might give them a single phrase and let them "own" it each time the passage is repeated. **Step 2** – Discuss this question - What lessons can we learn from the message to this church? (2:1-7) **Step 3** - Have prayer time.


Tuesday - Step 1 - Read the memory passage aloud, then repeat it phrase by phrase as the family says it with you. **Step 2** – Discuss this question - What lessons can we learn from the message to this church? (2:8-11) **Step 3** - Have prayer time.

Wednesday - Step 1 - Read the memory passage aloud, then repeat it phrase by phrase as the family says it with you. **Step 2** – Discuss this question - What lessons can we learn from the message to this church? (2:12-17) **Step 3** - Have prayer time.

Thursday - Step 1 - Read the memory passage aloud, then repeat it phrase by phrase as the family says it with you. **Step 2** – Discuss this question - What lessons can we learn from the message to this church? (2:18-29) **Step 3** - Have prayer time.

Friday – Step 1 - Read the memory passage aloud, then repeat it phrase by phrase as the family says it with you. **Step 2** – Discuss this question - What do you know about Jezebel and why is she used as an illustration of sin? (2:20-23) **Step 3** - Have prayer time.

Saturday - Take volunteers to see if anyone can quote the passage from memory. Create a plan to put the applications from this chapter into practice within your family life. Discuss the importance of the Lord's Day and why it gives honor to God when we get extra rest on Saturday night. Have prayer time.



Home Church Revelation 3

Sunday - Step 1

Refocused Submission (Patterned after 1 Corinthians 11:17-22)

- Ask each person to share a way they saw God's power at work in their life or the life of another.

Sunday - Step 2

Inspired Instruction (Patterned after 1 Corinthians 11:23-26)

- Read the chapter. (Suggestion: Involve everyone. Take turns reading.)
- Ask each person to memorize the chapter theme by using the picture clue provided. (Suggestion: It is often helpful to have participants draw the picture clue.)
- Discuss other possible themes for the chapter. (Suggestion: Develop picture clues to go along with the other chapter themes.)

Sunday - Step 3

Convicted Application (Patterned after 1 Corinthians 11:27-32)

- Ask each person to quote a favorite Bible verse and explain what it means to them.
- Explain the significance of the body and blood of Jesus being offered on the cross and have someone lead a prayer thanking God for the sacrifice of His Son.
- Pass out the unleavened bread and ask each person to take a moment of silence to examine themselves and meditate on the sacrificed body of Jesus. Do the same for the grape juice.
- If there is a current need in the church or community, participants can be encouraged to pool their money to help.
- Ask each person to explain how this Bible study impacted their life and tell of a way they plan to live it out in the coming week.

Conclusion

- Make a prayer list. Be sure to include time for offering confessions of spiritual weakness.
- Make a list of spiritual victories.
- Provide copies of the daily devotionals so everyone can continue their study of the chapter throughout the week.
- Offer a final prayer.

Memory Passage of the Week

Revelation 3:16 (ESV)

*So, because you are lukewarm,
and neither hot nor cold,
I will spit you out of my mouth.*

Monday – Step 1 - Read the memory passage aloud, then repeat it phrase by phrase as the family says it with you. Note: For very young members of the family, you might give them a single phrase and let them "own" it each time the passage is repeated. **Step 2** – Discuss this question – How does a church get the reputation of being alive, but being dead? (3:1-6) **Step 3** - Have prayer time.

Tuesday - Step 1 - Read the memory passage aloud, then repeat it phrase by phrase as the family says it with you. **Step 2** – Discuss this question – What is the significance of white garments? (3:4-5) **Step 3** - Have prayer time.

Wednesday - Step 1 - Read the memory passage aloud, then repeat it phrase by phrase as the family says it with you. **Step 2** – Discuss this question – What are some open doors you have had from God? (3:8) **Step 3** - Have prayer time.

Thursday - Step 1 - Read the memory passage aloud, then repeat it phrase by phrase as the family says it with you. **Step 2** – Discuss this question - Why is it better to be either cold or hot? (3:15-16) **Step 3** - Have prayer time.

Friday – Step 1 - Read the memory passage aloud, then repeat it phrase by phrase as the family says it with you. **Step 2** – Discuss this question - Why does Jesus stand at the door and knock when He could just force His way in? (3:20) **Step 3** - Have prayer time.

Saturday - Take volunteers to see if anyone can quote the passage from memory. Create a plan to put the applications from this chapter into practice within your family life. Discuss the importance of the Lord's Day and why it gives honor to God when we get extra rest on Saturday night. Have prayer time.



Home Church Revelation 4

Sunday - Step 1

Refocused Submission (Patterned after 1 Corinthians 11:17-22)

- Begin with a period of sharing. Ask each person to tell of an area of life which needs more surrender.

Sunday - Step 2

Inspired Instruction (Patterned after 1 Corinthians 11:23-26)

- Read the chapter. (Suggestion: Involve everyone. Take turns reading.)
- Ask each person to memorize the chapter theme by using the picture clue provided. (Suggestion: It is often helpful to have participants draw the picture clue.)
- Discuss other possible themes for the chapter. (Suggestion: Develop picture clues to go along with the other chapter themes.)

Sunday - Step 3

Convicted Application (Patterned after 1 Corinthians 11:27-32)

- Before singing a song about Jesus, read the words and discuss the biblical background of those convictions.
- Explain the significance of the body and blood of Jesus being offered on the cross and have someone lead a prayer thanking God for the sacrifice of His Son.
- Pass out the unleavened bread and ask each person to take a moment of silence to examine themselves and meditate on the sacrificed body of Jesus. Do the same for the grape juice.
- If there is a current need in the church or community, participants can be encouraged to pool their money to help.
- Ask each person to explain how this Bible study impacted their life and tell of a way they plan to live it out in the coming week.

Conclusion

- Make a prayer list. Be sure to include time for offering confessions of spiritual weakness.
- Make a list of spiritual victories.
- Ask each person to be prepared to quote or read a favorite Bible verse next time, and explain what it means to them.
- Offer a final prayer.

Memory Passage of the Week

Revelation 4:2 (ESV)

At once I was in the Spirit, and behold, a throne stood in heaven, with one seated on the throne.

Monday – Step 1 - Read the memory passage aloud, then repeat it phrase by phrase as the family says it with you. Note: For very young members of the family, you might give them a single phrase and let them “own” it each time the passage is repeated. **Step 2** – Discuss this question - Why is the voice described as the sound of a trumpet? (4:1) **Step 3** - Have prayer time.


Tuesday – Step 1 - Read the memory passage aloud, then repeat it phrase by phrase as the family says it with you. **Step 2** – Discuss this question - What do the descriptions of God and His throne tell you about Him and His surroundings? (4:2-6) **Step 3** - Have prayer time.

Wednesday – Step 1 - Read the memory passage aloud, then repeat it phrase by phrase as the family says it with you. **Step 2** – Discuss this question – Why are there 24 elders and what does their apparel tell you about them? (4:4) **Step 3** - Have prayer time.

Thursday – Step 1 - Read the memory passage aloud, then repeat it phrase by phrase as the family says it with you. **Step 2** – Discuss this question - Numerous eyes might symbolize what? (4:6, 8) **Step 3** - Have prayer time.

Friday – Step 1 - Read the memory passage aloud, then repeat it phrase by phrase as the family says it with you. **Step 2** – Discuss this question – What is the purpose of the 24 elders casting crowns? (4:10-11) **Step 3** - Have prayer time.

Saturday - Take volunteers to see if anyone can quote the passage from memory. Create a plan to put the applications from this chapter into practice within your family life. Discuss the importance of the Lord’s Day and why it gives honor to God when we get extra rest on Saturday night. Have prayer time.



Home Church Revelation 5

Sunday - Step 1

Refocused Submission (Patterned after 1 Corinthians 11:17-22)

- Begin by discussing the various areas of Christ's life that He surrendered to do the will of the Father and relate them to the areas of surrender we must develop.

Sunday - Step 2

Inspired Instruction (Patterned after 1 Corinthians 11:23-26)

- Read the chapter. (Suggestion: Involve everyone. Take turns reading.)
- Ask each person to memorize the chapter theme by using the picture clue provided. (Suggestion: It is often helpful to have participants draw the picture clue.)
- Discuss other possible themes for the chapter. (Suggestion: Develop picture clues to go along with the other chapter themes.)

Sunday - Step 3

Convicted Application (Patterned after 1 Corinthians 11:27-32)

- Ask each person to quote a favorite Bible verse and explain what it means to them.
- Explain the significance of the body and blood of Jesus being offered on the cross and have someone lead a prayer thanking God for the sacrifice of His Son.
- Pass out the unleavened bread and ask each person to take a moment of silence to examine themselves and meditate on the sacrificed body of Jesus. Do the same for the grape juice.
- If there is a current need in the church or community, participants can be encouraged to pool their money to help.
- Ask each person to explain how this Bible study impacted their life and tell of a way they plan to live it out in the coming week.

Conclusion

- Make a prayer list. Be sure to include time for offering confessions of spiritual weakness.
- Make a list of spiritual victories.
- Provide copies of the daily devotionals so everyone can continue their study of the chapter throughout the week.
- Offer a final prayer.

Memory Passage of the Week

Revelation 5:5 (ESV)

And one of the elders said to me, "Weep no more; behold, the Lion of the tribe of Judah, the Root of David, has conquered, so that he can open the scroll and its seven seals."

Monday – Step 1 - Read the memory passage aloud, then repeat it phrase by phrase as the family says it with you. **Note:** For very young members of the family, you might give them a single phrase and let them "own" it each time the passage is repeated. **Step 2** – Discuss this question – Why was no one else in heaven or on earth or under the earth worthy to open the scroll? (5:3) **Step 3** - Have prayer time.


Tuesday - Step 1 - Read the memory passage aloud, then repeat it phrase by phrase as the family says it with you. **Step 2** – Discuss this question - What made the Lamb worthy to open the scroll? (5:5-7) **Step 3** - Have prayer time.

Wednesday - Step 1 - Read the memory passage aloud, then repeat it phrase by phrase as the family says it with you. **Step 2** – Discuss this question – Why is Jesus described as both a lion and a slain lamb? (5:5-6) **Step 3** - Have prayer time.

Thursday - Step 1 - Read the memory passage aloud, then repeat it phrase by phrase as the family says it with you. **Step 2** – Discuss this question - What is symbolized by holding a harp and bowl of incense? (5:8) **Step 3** - Have prayer time.

Friday – Step 1 - Read the memory passage aloud, then repeat it phrase by phrase as the family says it with you. **Step 2** – Discuss this question – Why are so many so excited that the scroll can be opened? (5:9-14) **Step 3** - Have prayer time.

Saturday - Take volunteers to see if anyone can quote the passage from memory. Create a plan to put the applications from this chapter into practice within your family life. Discuss the importance of the Lord's Day and why it gives honor to God when we get extra rest on Saturday night. Have prayer time.



Home Church Revelation 6

Sunday - Step 1

Refocused Submission (Patterned after 1 Corinthians 11:17-22)

- Begin with a prayer asking the Holy Spirit to guide each person into a worshipful attitude of surrender.

Sunday - Step 2

Inspired Instruction (Patterned after 1 Corinthians 11:23-26)

- Read the chapter. (Suggestion: Involve everyone. Take turns reading.)
- Ask each person to memorize the chapter theme by using the picture clue provided. (Suggestion: It is often helpful to have participants draw the picture clue.)
- Discuss other possible themes for the chapter. (Suggestion: Develop picture clues to go along with the other chapter themes.)

Sunday - Step 3

Convicted Application (Patterned after 1 Corinthians 11:27-32)

- Sing a song about Jesus and His love for us. (Suggestion: If you have no one who is accustomed to leading a song, find a song on the internet and have it ready so the group can sing along.)
- Explain the significance of the body and blood of Jesus being offered on the cross and have someone lead a prayer thanking God for the sacrifice of His Son.
- Pass out the unleavened bread and ask each person to take a moment of silence to examine themselves and meditate on the sacrificed body of Jesus. Do the same for the grape juice.
- If there is a current need in the church or community, participants can be encouraged to pool their money to help.
- Ask each person to explain how this Bible study impacted their life and tell of a way they plan to live it out in the coming week.

Conclusion

- Make a prayer list. Be sure to include time for offering confessions of spiritual weakness.
- Make a list of spiritual victories.
- Ask each person to be prepared next time to share a way they saw God's power at work in their life or the life of another.
- Offer a final prayer.

Memory Passage of the Week

Revelation 6:1 (ESV)

Now I watched when the Lamb opened one of the seven seals, and I heard one of the four living creatures say with a voice like thunder, "Come!"

Monday – Step 1 - Read the memory passage aloud, then repeat it phrase by phrase as the family says it with you. Note: For very young members of the family, you might give them a single phrase and let them "own" it each time the passage is repeated. **Step 2** – Discuss this question – What would it be like to live under the conditions revealed at the opening of the first two seals? (6:1-4) **Step 3** - Have prayer time.

Tuesday - Step 1 - Read the memory passage aloud, then repeat it phrase by phrase as the family says it with you. **Step 2** – Discuss this question – What seems to be the conditions revealed at the opening of the third seal? (6:5-6) **Step 3** - Have prayer time.

Wednesday - Step 1 - Read the memory passage aloud, then repeat it phrase by phrase as the family says it with you. **Step 2** – Discuss this question – What does the fifth seal seem to indicate about dead saints? (6:9-11) **Step 3** - Have prayer time.

Thursday - Step 1 - Read the memory passage aloud, then repeat it phrase by phrase as the family says it with you. **Step 2** – Discuss this question - What type of trauma seems to be described by the sixth seal? (6:12-17) **Step 3** - Have prayer time.

Friday – Step 1 - Read the memory passage aloud, then repeat it phrase by phrase as the family says it with you. **Step 2** – Discuss this question - What does the reaction of the people say about their convictions toward the events? (6:15-17) **Step 3** - Have prayer time.

Saturday - Take volunteers to see if anyone can quote the passage from memory. Create a plan to put the applications from this chapter into practice within your family life. Discuss the importance of the Lord's Day and why it gives honor to God when we get extra rest on Saturday night. Have prayer time.



Home Church Revelation 7

Sunday - Step 1

Refocused Submission (Patterned after 1 Corinthians 11:17-22)

- Ask each person to share a way they saw God's power at work in their life or the life of another.

Sunday - Step 2

Inspired Instruction (Patterned after 1 Corinthians 11:23-26)

- Read the chapter. (Suggestion: Involve everyone. Take turns reading.)
- Ask each person to memorize the chapter theme by using the picture clue provided. (Suggestion: It is often helpful to have participants draw the picture clue.)
- Discuss other possible themes for the chapter. (Suggestion: Develop picture clues to go along with the other chapter themes.)

Sunday - Step 3

Convicted Application (Patterned after 1 Corinthians 11:27-32)

- Ask each person to quote a favorite Bible verse and explain what it means to them.
- Explain the significance of the body and blood of Jesus being offered on the cross and have someone lead a prayer thanking God for the sacrifice of His Son.
- Pass out the unleavened bread and ask each person to take a moment of silence to examine themselves and meditate on the sacrificed body of Jesus. Do the same for the grape juice.
- If there is a current need in the church or community, participants can be encouraged to pool their money to help.
- Ask each person to explain how this Bible study impacted their life and tell of a way they plan to live it out in the coming week.

Conclusion

- Make a prayer list. Be sure to include time for offering confessions of spiritual weakness.
- Make a list of spiritual victories.
- Provide copies of the daily devotionals so everyone can continue their study of the chapter throughout the week.
- Offer a final prayer.

Memory Passage of the Week

Revelation 7:9 (ESV)

After this I looked, and behold, a great multitude that no one could number, from every nation, from all tribes and peoples and languages, standing before the throne and before the Lamb, clothed in white robes, with palm branches in their hands...

Monday – Step 1 - Read the memory passage aloud, then repeat it phrase by phrase as the family says it with you. Note: For very young members of the family, you might give them a single phrase and let them “own” it each time the passage is repeated. **Step 2** – Discuss this question – Since the earth is round, what does the phrase “four corners of the earth” mean? (7:1) **Step 3** - Have prayer time.

Tuesday - Step 1 - Read the memory passage aloud, then repeat it phrase by phrase as the family says it with you. **Step 2** – Discuss this question – What might the seal on the forehead tell us about the meaning of the mark of the beast? (7:3) **Step 3** - Have prayer time.

Wednesday - Step 1 - Read the memory passage aloud, then repeat it phrase by phrase as the family says it with you. **Step 2** – Discuss this question – What might the number 144,000 mean? (7:4-8) **Step 3** - Have prayer time.

Thursday - Step 1 - Read the memory passage aloud, then repeat it phrase by phrase as the family says it with you. **Step 2** – Discuss this question – What is significant about the way those coming out of the great tribulation wash their robes? (7:14) **Step 3** - Have prayer time.

Friday – Step 1 - Read the memory passage aloud, then repeat it phrase by phrase as the family says it with you. **Step 2** – Discuss this question – If God will “God will wipe away every tear,” does that mean there will be tears in Heaven? (7:17) **Step 3** - Have prayer time.

Saturday - Take volunteers to see if anyone can quote the passage from memory. Create a plan to put the applications from this chapter into practice within your family life. Discuss the importance of the Lord's Day and why it gives honor to God when we get extra rest on Saturday night. Have prayer time.



Home Church Revelation 8

Sunday - Step 1

Refocused Submission (Patterned after 1 Corinthians 11:17-22)

- Begin with a period of sharing. Ask each person to tell of an area of life which needs more surrender.

Sunday - Step 2

Inspired Instruction (Patterned after 1 Corinthians 11:23-26)

- Read the chapter. (Suggestion: Involve everyone. Take turns reading.)
- Ask each person to memorize the chapter theme by using the picture clue provided. (Suggestion: It is often helpful to have participants draw the picture clue.)
- Discuss other possible themes for the chapter. (Suggestion: Develop picture clues to go along with the other chapter themes.)

Sunday - Step 3

Convicted Application (Patterned after 1 Corinthians 11:27-32)

- Before singing a song about Jesus, read the words and discuss the biblical background of those convictions.
- Explain the significance of the body and blood of Jesus being offered on the cross and have someone lead a prayer thanking God for the sacrifice of His Son.
- Pass out the unleavened bread and ask each person to take a moment of silence to examine themselves and meditate on the sacrificed body of Jesus. Do the same for the grape juice.
- If there is a current need in the church or community, participants can be encouraged to pool their money to help.
- Ask each person to explain how this Bible study impacted their life and tell of a way they plan to live it out in the coming week.

Conclusion

- Make a prayer list. Be sure to include time for offering confessions of spiritual weakness.
- Make a list of spiritual victories.
- Ask each person to be prepared to quote or read a favorite Bible verse next time, and explain what it means to them.
- Offer a final prayer.

Memory Passage of the Week

Revelation 8:6 (ESV)

*Now the seven angels
who had the seven trumpets
prepared to blow them.*

Monday – Step 1 - Read the memory passage aloud, then repeat it phrase by phrase as the family says it with you. Note: For very young members of the family, you might give them a single phrase and let them “own” it each time the passage is repeated. **Step 2** – Discuss this question – What might be the reason for silence in heaven? (8:1) **Step 3** - Have prayer time.


Tuesday - Step 1 - Read the memory passage aloud, then repeat it phrase by phrase as the family says it with you. **Step 2** – Discuss this question - What would it be like to live in a world hit by the first trumpet blast? (8:7) **Step 3** - Have prayer time.

Wednesday - Step 1 - Read the memory passage aloud, then repeat it phrase by phrase as the family says it with you. **Step 2** – Discuss this question – What might be the significance of a third being affected? (8:8-9) **Step 3** - Have prayer time.

Thursday - Step 1 - Read the memory passage aloud, then repeat it phrase by phrase as the family says it with you. **Step 2** – Discuss this question – What might be the significance of bitterness coming from the third trumpet blast? (8:32-33) **Step 3** - Have prayer time.

Friday – Step 1 - Read the memory passage aloud, then repeat it phrase by phrase as the family says it with you. **Step 2** – Discuss this question – What might be the significance of the forth trumpet blast bringing partial darkness? (8:38) **Step 3** - Have prayer time.

Saturday - Take volunteers to see if anyone can quote the passage from memory. Create a plan to put the applications from this chapter into practice within your family life. Discuss the importance of the Lord’s Day and why it gives honor to God when we get extra rest on Saturday night. Have prayer time.



Home Church Revelation 9

Sunday - Step 1

Refocused Submission (Patterned after 1 Corinthians 11:17-22)

- Begin by discussing the various areas of Christ's life that He surrendered to do the will of the Father and relate them to the areas of surrender we must develop.

Sunday - Step 2

Inspired Instruction (Patterned after 1 Corinthians 11:23-26)

- Read the chapter. (Suggestion: Involve everyone. Take turns reading.)
- Ask each person to memorize the chapter theme by using the picture clue provided. (Suggestion: It is often helpful to have participants draw the picture clue.)
- Discuss other possible themes for the chapter. (Suggestion: Develop picture clues to go along with the other chapter themes.)

Sunday - Step 3

Convicted Application (Patterned after 1 Corinthians 11:27-32)

- Ask each person to quote a favorite Bible verse and explain what it means to them.
- Explain the significance of the body and blood of Jesus being offered on the cross and have someone lead a prayer thanking God for the sacrifice of His Son.
- Pass out the unleavened bread and ask each person to take a moment of silence to examine themselves and meditate on the sacrificed body of Jesus. Do the same for the grape juice.
- If there is a current need in the church or community, participants can be encouraged to pool their money to help.
- Ask each person to explain how this Bible study impacted their life and tell of a way they plan to live it out in the coming week.

Conclusion

- Make a prayer list. Be sure to include time for offering confessions of spiritual weakness.
- Make a list of spiritual victories.
- Provide copies of the daily devotionals so everyone can continue their study of the chapter throughout the week.
- Offer a final prayer.

Memory Passage of the Week

Revelation 9:10 (ESV)

*They have tails and stings like scorpions,
and their power to hurt people
for five months is in their tails.*

Monday – Step 1 - Read the memory passage aloud, then repeat it phrase by phrase as the family says it with you. Note: For very young members of the family, you might give them a single phrase and let them "own" it each time the passage is repeated. **Step 2** – Discuss this question – How deep is a bottomless pit? Why is it described that way? (9:1-2) **Step 3** - Have prayer time.

Tuesday - Step 1 - Read the memory passage aloud, then repeat it phrase by phrase as the family says it with you. **Step 2** – Discuss this question – What might God be doing by allowing them to suffer but not die? (9:5-6) **Step 3** - Have prayer time.

Wednesday - Step 1 - Read the memory passage aloud, then repeat it phrase by phrase as the family says it with you. **Step 2** – Discuss this question – Why did the voice have come from the altar? (9:13) **Step 3** - Have prayer time.

Thursday - Step 1 - Read the memory passage aloud, then repeat it phrase by phrase as the family says it with you. **Step 2** – Discuss this question – What Biblical history and therefore symbolic significance does the great river Euphrates have? (9:13) **Step 3** - Have prayer time.

Friday – Step 1 - Read the memory passage aloud, then repeat it phrase by phrase as the family says it with you. **Step 2** – Discuss this question - What does verse 15 say about God's plan for judgement? (9:15) **Step 3** - Have prayer time.

Saturday - Take volunteers to see if anyone can quote the passage from memory. Create a plan to put the applications from this chapter into practice within your family life. Discuss the importance of the Lord's Day and why it gives honor to God when we get extra rest on Saturday night. Have prayer time.



Home Church Revelation 10

Sunday - Step 1

Refocused Submission (Patterned after 1 Corinthians 11:17-22)

- Begin with a prayer asking the Holy Spirit to guide each person into a worshipful attitude of surrender.

Sunday - Step 2

Inspired Instruction (Patterned after 1 Corinthians 11:23-26)

- Read the chapter. (Suggestion: Involve everyone. Take turns reading.)
- Ask each person to memorize the chapter theme by using the picture clue provided. (Suggestion: It is often helpful to have participants draw the picture clue.)
- Discuss other possible themes for the chapter. (Suggestion: Develop picture clues to go along with the other chapter themes.)

Sunday - Step 3

Convicted Application (Patterned after 1 Corinthians 11:27-32)

- Sing a song about Jesus and His love for us. (Suggestion: If you have no one who is accustomed to leading a song, find a song on the internet and have it ready so the group can sing along.)
- Explain the significance of the body and blood of Jesus being offered on the cross and have someone lead a prayer thanking God for the sacrifice of His Son.
- Pass out the unleavened bread and ask each person to take a moment of silence to examine themselves and meditate on the sacrificed body of Jesus. Do the same for the grape juice.
- If there is a current need in the church or community, participants can be encouraged to pool their money to help.
- Ask each person to explain how this Bible study impacted their life and tell of a way they plan to live it out in the coming week.

Conclusion

- Make a prayer list. Be sure to include time for offering confessions of spiritual weakness.
- Make a list of spiritual victories.
- Ask each person to be prepared next time to share a way they saw God's power at work in their life or the life of another.
- Offer a final prayer.

Memory Passage of the Week

Revelation 10:2 (ESV)

*He had a little scroll open in his hand.
And he set his right foot on the sea,
and his left foot on the land...*

Monday – Step 1 - Read the memory passage aloud, then repeat it phrase by phrase as the family says it with you. Note: For very young members of the family, you might give them a single phrase and let them “own” it each time the passage is repeated. **Step 2** – Discuss this question – What does the imagery of verse 1 tell you about the angel? (10:1) **Step 3** - Have prayer time.

Tuesday - Step 1 - Read the memory passage aloud, then repeat it phrase by phrase as the family says it with you. **Step 2** – Discuss this question – Why do you think John was told not to record with the seven thunders said? (10:4) **Step 3** - Have prayer time.

Wednesday - Step 1 - Read the memory passage aloud, then repeat it phrase by phrase as the family says it with you. **Step 2** – Discuss this question – Why is it significant that the angel swore and oath about no more delays? (10:5-6) **Step 3** - Have prayer time.

Thursday - Step 1 - Read the memory passage aloud, then repeat it phrase by phrase as the family says it with you. **Step 2** – Discuss this question – How intimidating would be to take a scroll from the hand of this angel? (10:8-9) **Step 3** - Have prayer time.

Friday – Step 1 - Read the memory passage aloud, then repeat it phrase by phrase as the family says it with you. **Step 2** – Discuss this question – If the supernatural experience of verse 3 didn't save Cornelius, should we conclude that the supernatural experience of verse 46 saved him? What is indicated by something being sweet in the mouth, but bitter in the stomach? (10:10) **Step 3** - Have prayer time.

Saturday - Take volunteers to see if anyone can quote the passage from memory. Create a plan to put the applications from this chapter into practice within your family life. Discuss the importance of the Lord's Day and why it gives honor to God when we get extra rest on Saturday night. Have prayer time.



Home Church Revelation 11

Sunday - Step 1

Refocused Submission (Patterned after 1 Corinthians 11:17-22)

- Ask each person to share a way they saw God's power at work in their life or the life of another.

Sunday - Step 2

Inspired Instruction (Patterned after 1 Corinthians 11:23-26)

- Read the chapter. (Suggestion: Involve everyone. Take turns reading.)
- Ask each person to memorize the chapter theme by using the picture clue provided. (Suggestion: It is often helpful to have participants draw the picture clue.)
- Discuss other possible themes for the chapter. (Suggestion: Develop picture clues to go along with the other chapter themes.)

Sunday - Step 3

Convicted Application (Patterned after 1 Corinthians 11:27-32)

- Ask each person to quote a favorite Bible verse and explain what it means to them.
- Explain the significance of the body and blood of Jesus being offered on the cross and have someone lead a prayer thanking God for the sacrifice of His Son.
- Pass out the unleavened bread and ask each person to take a moment of silence to examine themselves and meditate on the sacrificed body of Jesus. Do the same for the grape juice.
- If there is a current need in the church or community, participants can be encouraged to pool their money to help.
- Ask each person to explain how this Bible study impacted their life and tell of a way they plan to live it out in the coming week.

Conclusion

- Make a prayer list. Be sure to include time for offering confessions of spiritual weakness.
- Make a list of spiritual victories.
- Provide copies of the daily devotionals so everyone can continue their study of the chapter throughout the week.
- Offer a final prayer.

Memory Passage of the Week

Revelation 11:3 (ESV)

"And I will grant authority to my two witnesses, and they will prophesy for 1,260 days, clothed in sackcloth."

Monday – Step 1 - Read the memory passage aloud, then repeat it phrase by phrase as the family says it with you. Note: For very young members of the family, you might give them a single phrase and let them "own" it each time the passage is repeated. **Step 2** – Discuss this question – What does their outfit tell you about their message and credibility? (11:3) **Step 3** - Have prayer time.


Tuesday - Step 1 - Read the memory passage aloud, then repeat it phrase by phrase as the family says it with you. **Step 2** – Discuss this question – Why are the witnesses represented as both olive trees and oil lamps? (11:4) **Step 3** - Have prayer time.

Wednesday - Step 1 - Read the memory passage aloud, then repeat it phrase by phrase as the family says it with you. **Step 2** – Discuss this question – What might fire from their mouths represent about their authority? (11:5) **Step 3** - Have prayer time.

Thursday - Step 1 - Read the memory passage aloud, then repeat it phrase by phrase as the family says it with you. **Step 2** – Discuss this question – Why would the world celebrate their deaths in such a way? (11:10) **Step 3** - Have prayer time.

Friday – Step 1 - Read the memory passage aloud, then repeat it phrase by phrase as the family says it with you. **Step 2** – Discuss this question – Why was it important that the temple was opened and the ark of the covenant seen? (11:19) **Step 3** - Have prayer time.

Saturday - Take volunteers to see if anyone can quote the passage from memory. Create a plan to put the applications from this chapter into practice within your family life. Discuss the importance of the Lord's Day and why it gives honor to God when we get extra rest on Saturday night. Have prayer time.



Home Church Revelation 12

Sunday - Step 1

Refocused Submission (Patterned after 1 Corinthians 11:17-22)

- Begin with a period of sharing. Ask each person to tell of an area of life which needs more surrender.

Sunday - Step 2

Inspired Instruction (Patterned after 1 Corinthians 11:23-26)

- Read the chapter. (Suggestion: Involve everyone. Take turns reading.)
- Ask each person to memorize the chapter theme by using the picture clue provided. (Suggestion: It is often helpful to have participants draw the picture clue.)
- Discuss other possible themes for the chapter. (Suggestion: Develop picture clues to go along with the other chapter themes.)

Sunday - Step 3

Convicted Application (Patterned after 1 Corinthians 11:27-32)

- Before singing a song about Jesus, read the words and discuss the biblical background of those convictions.
- Explain the significance of the body and blood of Jesus being offered on the cross and have someone lead a prayer thanking God for the sacrifice of His Son.
- Pass out the unleavened bread and ask each person to take a moment of silence to examine themselves and meditate on the sacrificed body of Jesus. Do the same for the grape juice.
- If there is a current need in the church or community, participants can be encouraged to pool their money to help.
- Ask each person to explain how this Bible study impacted their life and tell of a way they plan to live it out in the coming week.

Conclusion

- Make a prayer list. Be sure to include time for offering confessions of spiritual weakness.
- Make a list of spiritual victories.
- Ask each person to be prepared to quote or read a favorite Bible verse next time, and explain what it means to them.
- Offer a final prayer.

Memory Passage of the Week

Revelation 12:13 (ESV)

*And when the dragon saw
that he had been thrown down to the earth,
he pursued the woman
who had given birth to the male child.*

Monday – Step 1 - Read the memory passage aloud, then repeat it phrase by phrase as the family says it with you. Note: For very young members of the family, you might give them a single phrase and let them “own” it each time the passage is repeated. **Step 2** – Discuss this question - What are some examples of the world portraying dragons as being positive? (12:3-4) **Step 3** - Have prayer time.

Tuesday - Step 1 - Read the memory passage aloud, then repeat it phrase by phrase as the family says it with you. **Step 2** – Discuss this question - What might be indicated by the woman being cared for in a private place? (12:6) **Step 3** - Have prayer time.

Wednesday - Step 1 - Read the memory passage aloud, then repeat it phrase by phrase as the family says it with you. **Step 2** – Discuss this question - Given the contextual order, at what point in history might verses 9-12 take place? (12:9-12) **Step 3** - Have prayer time.

Thursday - Step 1 - Read the memory passage aloud, then repeat it phrase by phrase as the family says it with you. **Step 2** – Discuss this question - What might be indicated by the earth helping the woman? (12:16) **Step 3** - Have prayer time.

Friday – Step 1 - Read the memory passage aloud, then repeat it phrase by phrase as the family says it with you. **Step 2** – Discuss this question - With whom does it seem the dragon is fighting and how is that important to us? (12:17) **Step 3** - Have prayer time.

Saturday - Take volunteers to see if anyone can quote the passage from memory. Create a plan to put the applications from this chapter into practice within your family life. Discuss the importance of the Lord’s Day and why it gives honor to God when we get extra rest on Saturday night. Have prayer time.



Home Church Revelation 13

Sunday - Step 1

Refocused Submission (Patterned after 1 Corinthians 11:17-22)

- Begin by discussing the various areas of Christ's life that He surrendered to do the will of the Father and relate them to the areas of surrender we must develop.

Sunday - Step 2

Inspired Instruction (Patterned after 1 Corinthians 11:23-26)

- Read the chapter. (Suggestion: Involve everyone. Take turns reading.)
- Ask each person to memorize the chapter theme by using the picture clue provided. (Suggestion: It is often helpful to have participants draw the picture clue.)
- Discuss other possible themes for the chapter. (Suggestion: Develop picture clues to go along with the other chapter themes.)

Sunday - Step 3

Convicted Application (Patterned after 1 Corinthians 11:27-32)

- Ask each person to quote a favorite Bible verse and explain what it means to them.
- Explain the significance of the body and blood of Jesus being offered on the cross and have someone lead a prayer thanking God for the sacrifice of His Son.
- Pass out the unleavened bread and ask each person to take a moment of silence to examine themselves and meditate on the sacrificed body of Jesus. Do the same for the grape juice.
- If there is a current need in the church or community, participants can be encouraged to pool their money to help.
- Ask each person to explain how this Bible study impacted their life and tell of a way they plan to live it out in the coming week.

Conclusion

- Make a prayer list. Be sure to include time for offering confessions of spiritual weakness.
- Make a list of spiritual victories.
- Provide copies of the daily devotionals so everyone can continue their study of the chapter throughout the week.
- Offer a final prayer.

Memory Passage of the Week

Revelation 13:11 (ESV)

Then I saw another beast rising out of the earth. It had two horns like a lamb and it spoke like a dragon.

Monday – Step 1 - Read the memory passage aloud, then repeat it phrase by phrase as the family says it with you. Note: For very young members of the family, you might give them a single phrase and let them “own” it each time the passage is repeated. **Step 2** – Discuss this question - What is blasphemy, and why were the names written on its head? (13:1) **Step 3** - Have prayer time.

Tuesday – Step 1 - Read the memory passage aloud, then repeat it phrase by phrase as the family says it with you. **Step 2** – Discuss this question - Why might the mortal wound which was healed prompt followers? (13:3) **Step 3** - Have prayer time.

Wednesday – Step 1 - Read the memory passage aloud, then repeat it phrase by phrase as the family says it with you. **Step 2** – Discuss this question - What are some of the most important things we can do to build endurance and faith? (13:10) **Step 3** - Have prayer time.

Thursday – Step 1 - Read the memory passage aloud, then repeat it phrase by phrase as the family says it with you. **Step 2** – Discuss this question - What would it take for you to be deceived by the beast? (13:11-18) **Step 3** - Have prayer time.

Friday – Step 1 - Read the memory passage aloud, then repeat it phrase by phrase as the family says it with you. **Step 2** – Discuss this question - Since both the faithful and the unfaithful bear a mark in the forehead, what might this mark be, and indicate? (13:16) **Step 3** - Have prayer time.

Saturday - Take volunteers to see if anyone can quote the passage from memory. Create a plan to put the applications from this chapter into practice within your family life. Discuss the importance of the Lord's Day and why it gives honor to God when we get extra rest on Saturday night. Have prayer time.



Home Church Revelation 14

Sunday - Step 1

Refocused Submission (Patterned after 1 Corinthians 11:17-22)

- Begin with a prayer asking the Holy Spirit to guide each person into a worshipful attitude of surrender.

Sunday - Step 2

Inspired Instruction (Patterned after 1 Corinthians 11:23-26)

- Read the chapter. (Suggestion: Involve everyone. Take turns reading.)
- Ask each person to memorize the chapter theme by using the picture clue provided. (Suggestion: It is often helpful to have participants draw the picture clue.)
- Discuss other possible themes for the chapter. (Suggestion: Develop picture clues to go along with the other chapter themes.)

Sunday - Step 3

Convicted Application (Patterned after 1 Corinthians 11:27-32)

- Sing a song about Jesus and His love for us. (Suggestion: If you have no one who is accustomed to leading a song, find a song on the internet and have it ready so the group can sing along.)
- Explain the significance of the body and blood of Jesus being offered on the cross and have someone lead a prayer thanking God for the sacrifice of His Son.
- Pass out the unleavened bread and ask each person to take a moment of silence to examine themselves and meditate on the sacrificed body of Jesus. Do the same for the grape juice.
- If there is a current need in the church or community, participants can be encouraged to pool their money to help.
- Ask each person to explain how this Bible study impacted their life and tell of a way they plan to live it out in the coming week.

Conclusion

- Make a prayer list. Be sure to include time for offering confessions of spiritual weakness.
- Make a list of spiritual victories.
- Ask each person to be prepared next time to share a way they saw God's power at work in their life or the life of another.
- Offer a final prayer.

Memory Passage of the Week

Revelation 14:15 (ESV)

And another angel came out of the temple, calling with a loud voice to him who sat on the cloud, "Put in your sickle, and reap, for the hour to reap has come, for the harvest of the earth is fully ripe."

Monday – Step 1 - Read the memory passage aloud, then repeat it phrase by phrase as the family says it with you. Note: For very young members of the family, you might give them a single phrase and let them "own" it each time the passage is repeated. **Step 2** – Discuss this question - Why might the voice be described as sounding like a roar of many waters, thunder, and a harp? (14:2) **Step 3** - Have prayer time.

Tuesday - Step 1 - Read the memory passage aloud, then repeat it phrase by phrase as the family says it with you. **Step 2** – Discuss this question - Why is the gospel still being offered during this time of judgement? (14:6-7) **Step 3** - Have prayer time.

Wednesday - Step 1 - Read the memory passage aloud, then repeat it phrase by phrase as the family says it with you. **Step 2** – Discuss this question - In what way do their deeds follow those who die faithful to God? (14:13) **Step 3** - Have prayer time.

Thursday - Step 1 - Read the memory passage aloud, then repeat it phrase by phrase as the family says it with you. **Step 2** – Discuss this question - What is a sickle and what is it representing? (14:14-20) **Step 3** - Have prayer time.

Friday – Step 1 - Read the memory passage aloud, then repeat it phrase by phrase as the family says it with you. **Step 2** – Discuss this question - In what way does a wine press accurately represent wrath? (14:19-20) **Step 3** - Have prayer time.

Saturday - Take volunteers to see if anyone can quote the passage from memory. Create a plan to put the applications from this chapter into practice within your family life. Discuss the importance of the Lord's Day and why it gives honor to God when we get extra rest on Saturday night. Have prayer time.



Home Church Revelation 15

Sunday - Step 1

Refocused Submission (Patterned after 1 Corinthians 11:17-22)

- Ask each person to share a way they saw God's power at work in their life or the life of another.

Sunday - Step 2

Inspired Instruction (Patterned after 1 Corinthians 11:23-26)

- Read the chapter. (Suggestion: Involve everyone. Take turns reading.)
- Ask each person to memorize the chapter theme by using the picture clue provided. (Suggestion: It is often helpful to have participants draw the picture clue.)
- Discuss other possible themes for the chapter. (Suggestion: Develop picture clues to go along with the other chapter themes.)

Sunday - Step 3

Convicted Application (Patterned after 1 Corinthians 11:27-32)

- Ask each person to quote a favorite Bible verse and explain what it means to them.
- Explain the significance of the body and blood of Jesus being offered on the cross and have someone lead a prayer thanking God for the sacrifice of His Son.
- Pass out the unleavened bread and ask each person to take a moment of silence to examine themselves and meditate on the sacrificed body of Jesus. Do the same for the grape juice.
- If there is a current need in the church or community, participants can be encouraged to pool their money to help.
- Ask each person to explain how this Bible study impacted their life and tell of a way they plan to live it out in the coming week.

Conclusion

- Make a prayer list. Be sure to include time for offering confessions of spiritual weakness.
- Make a list of spiritual victories.
- Provide copies of the daily devotionals so everyone can continue their study of the chapter throughout the week.
- Offer a final prayer.

Memory Passage of the Week

Revelation 15:1 (ESV)

Then I saw another sign in heaven, great and amazing, seven angels with seven plagues, which are the last, for with them the wrath of God is finished.

Monday – Step 1 - Read the memory passage aloud, then repeat it phrase by phrase as the family says it with you. Note: For very young members of the family, you might give them a single phrase and let them "own" it each time the passage is repeated. **Step 2** – Discuss this question – What might the completion of God's wrath say about the number seven? (15:1) **Step 3** - Have prayer time.

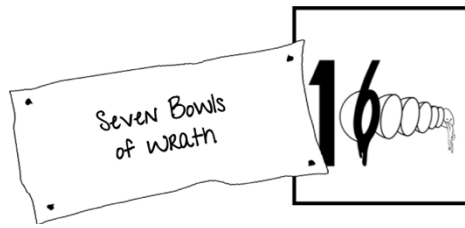
Tuesday – Step 1 - Read the memory passage aloud, then repeat it phrase by phrase as the family says it with you. **Step 2** – Discuss this question – How did they conquer the number of its name? (15:2) **Step 3** - Have prayer time.

Wednesday – Step 1 - Read the memory passage aloud, then repeat it phrase by phrase as the family says it with you. **Step 2** – Discuss this question – Why did God give them harps? (15:2) **Step 3** - Have prayer time.

Thursday – Step 1 - Read the memory passage aloud, then repeat it phrase by phrase as the family says it with you. **Step 2** – Discuss this question – Why is it called the song of Moses and the Lamb? (15:3) **Step 3** - Have prayer time.

Friday – Step 1 - Read the memory passage aloud, then repeat it phrase by phrase as the family says it with you. **Step 2** – Discuss this question – Why was no one allowed to enter the sanctuary until the plagues were finished? (15:8) **Step 3** - Have prayer time.

Saturday - Take volunteers to see if anyone can quote the passage from memory. Create a plan to put the applications from this chapter into practice within your family life. Discuss the importance of the Lord's Day and why it gives honor to God when we get extra rest on Saturday night. Have prayer time.



Home Church Revelation 16

Sunday - Step 1

Refocused Submission (Patterned after 1 Corinthians 11:17-22)

- Begin with a period of sharing. Ask each person to tell of an area of life which needs more surrender.

Sunday - Step 2

Inspired Instruction (Patterned after 1 Corinthians 11:23-26)

- Read the chapter. (Suggestion: Involve everyone. Take turns reading.)
- Ask each person to memorize the chapter theme by using the picture clue provided. (Suggestion: It is often helpful to have participants draw the picture clue.)
- Discuss other possible themes for the chapter. (Suggestion: Develop picture clues to go along with the other chapter themes.)

Sunday - Step 3

Convicted Application (Patterned after 1 Corinthians 11:27-32)

- Before singing a song about Jesus, read the words and discuss the biblical background of those convictions.
- Explain the significance of the body and blood of Jesus being offered on the cross and have someone lead a prayer thanking God for the sacrifice of His Son.
- Pass out the unleavened bread and ask each person to take a moment of silence to examine themselves and meditate on the sacrificed body of Jesus. Do the same for the grape juice.
- If there is a current need in the church or community, participants can be encouraged to pool their money to help.
- Ask each person to explain how this Bible study impacted their life and tell of a way they plan to live it out in the coming week.

Conclusion

- Make a prayer list. Be sure to include time for offering confessions of spiritual weakness.
- Make a list of spiritual victories.
- Ask each person to be prepared to quote or read a favorite Bible verse next time, and explain what it means to them.
- Offer a final prayer.

Memory Passage of the Week

Revelation 16:1 (ESV)

Then I heard a loud voice from the temple telling the seven angels, "Go and pour out on the earth the seven bowls of the wrath of God."

Monday – Step 1 - Read the memory passage aloud, then repeat it phrase by phrase as the family says it with you. Note: For very young members of the family, you might give them a single phrase and let them "own" it each time the passage is repeated. **Step 2** – Discuss this question – What similarities do you see between these plagues and the plagues on Egypt? (16:1-21) **Step 3** - Have prayer time.

Tuesday - Step 1 - Read the memory passage aloud, then repeat it phrase by phrase as the family says it with you. **Step 2** – Discuss this question – In what way is darkness a horrible plague? (16:10) **Step 3** - Have prayer time.

Wednesday - Step 1 - Read the memory passage aloud, then repeat it phrase by phrase as the family says it with you. **Step 2** – Discuss this question – Why are frogs used to represent unclean spirits? (16:13) **Step 3** - Have prayer time.

Thursday - Step 1 - Read the memory passage aloud, then repeat it phrase by phrase as the family says it with you. **Step 2** – Discuss this question – What is meant by the admonition to keep our garments on? (16:15) **Step 3** - Have prayer time.

Friday – Step 1 - Read the memory passage aloud, then repeat it phrase by phrase as the family says it with you. **Step 2** – Discuss this question – What kind of damage could a one hundred pound hailstone do? (16:21) **Step 3** - Have prayer time.

Saturday - Take volunteers to see if anyone can quote the passage from memory. Create a plan to put the applications from this chapter into practice within your family life. Discuss the importance of the Lord's Day and why it gives honor to God when we get extra rest on Saturday night. Have prayer time.



Home Church Revelation 17

Sunday - Step 1

Refocused Submission (Patterned after 1 Corinthians 11:17-22)

- Begin by discussing the various areas of Christ's life that He surrendered to do the will of the Father and relate them to the areas of surrender we must develop.

Sunday - Step 2

Inspired Instruction (Patterned after 1 Corinthians 11:23-26)

- Read the chapter. (Suggestion: Involve everyone. Take turns reading.)
- Ask each person to memorize the chapter theme by using the picture clue provided. (Suggestion: It is often helpful to have participants draw the picture clue.)
- Discuss other possible themes for the chapter. (Suggestion: Develop picture clues to go along with the other chapter themes.)

Sunday - Step 3

Convicted Application (Patterned after 1 Corinthians 11:27-32)

- Ask each person to quote a favorite Bible verse and explain what it means to them.
- Explain the significance of the body and blood of Jesus being offered on the cross and have someone lead a prayer thanking God for the sacrifice of His Son.
- Pass out the unleavened bread and ask each person to take a moment of silence to examine themselves and meditate on the sacrificed body of Jesus. Do the same for the grape juice.
- If there is a current need in the church or community, participants can be encouraged to pool their money to help.
- Ask each person to explain how this Bible study impacted their life and tell of a way they plan to live it out in the coming week.

Conclusion

- Make a prayer list. Be sure to include time for offering confessions of spiritual weakness.
- Make a list of spiritual victories.
- Provide copies of the daily devotionals so everyone can continue their study of the chapter throughout the week.
- Offer a final prayer.

Memory Passage of the Week

Revelation 17:5 (ESV)

*And on her forehead was written a name of mystery:
"Babylon the great, mother of prostitutes
and of earth's abominations."*

Monday – Step 1 - Read the memory passage aloud, then repeat it phrase by phrase as the family says it with you. Note: For very young members of the family, you might give them a single phrase and let them "own" it each time the passage is repeated. **Step 2** – Discuss this question - Why is the prostitute pictured as sitting upon many waters? Hint: See verse 15. (17:1) **Step 3** - Have prayer time.


Tuesday - Step 1 - Read the memory passage aloud, then repeat it phrase by phrase as the family says it with you. **Step 2** – Discuss this question - What does it mean to be carried away in the Spirit? (17:3) **Step 3** - Have prayer time.

Wednesday - Step 1 - Read the memory passage aloud, then repeat it phrase by phrase as the family says it with you. **Step 2** – Discuss this question – How disturbed are you are the description of her drunkenness? (1:6) **Step 3** - Have prayer time.

Thursday - Step 1 - Read the memory passage aloud, then repeat it phrase by phrase as the family says it with you. **Step 2** – Discuss this question – How do the descriptions of verse 14 make you feel? (17:14) **Step 3** - Have prayer time.

Friday – Step 1 - Read the memory passage aloud, then repeat it phrase by phrase as the family says it with you. **Step 2** – Discuss this question - What do you think causes the beast to turn on the prostitute? (17:16) **Step 3** - Have prayer time.

Saturday - Take volunteers to see if anyone can quote the passage from memory. Create a plan to put the applications from this chapter into practice within your family life. Discuss the importance of the Lord's Day and why it gives honor to God when we get extra rest on Saturday night. Have prayer time.



Home Church Revelation 18

Sunday - Step 1

Refocused Submission (Patterned after 1 Corinthians 11:17-22)

- Begin with a prayer asking the Holy Spirit to guide each person into a worshipful attitude of surrender.

Sunday - Step 2

Inspired Instruction (Patterned after 1 Corinthians 11:23-26)

- Read the chapter. (Suggestion: Involve everyone. Take turns reading.)
- Ask each person to memorize the chapter theme by using the picture clue provided. (Suggestion: It is often helpful to have participants draw the picture clue.)
- Discuss other possible themes for the chapter. (Suggestion: Develop picture clues to go along with the other chapter themes.)

Sunday - Step 3

Convicted Application (Patterned after 1 Corinthians 11:27-32)

- Sing a song about Jesus and His love for us. (Suggestion: If you have no one who is accustomed to leading a song, find a song on the internet and have it ready so the group can sing along.)
- Explain the significance of the body and blood of Jesus being offered on the cross and have someone lead a prayer thanking God for the sacrifice of His Son.
- Pass out the unleavened bread and ask each person to take a moment of silence to examine themselves and meditate on the sacrificed body of Jesus. Do the same for the grape juice.
- If there is a current need in the church or community, participants can be encouraged to pool their money to help.
- Ask each person to explain how this Bible study impacted their life and tell of a way they plan to live it out in the coming week.

Conclusion

- Make a prayer list. Be sure to include time for offering confessions of spiritual weakness.
- Make a list of spiritual victories.
- Ask each person to be prepared next time to share a way they saw God's power at work in their life or the life of another.
- Offer a final prayer.

Memory Passage of the Week

Revelation 18:2 (ESV)

*And he called out with a mighty voice,
"Fallen, fallen is Babylon the great!
She has become a dwelling place for demons,
a haunt for every unclean spirit,
a haunt for every unclean bird,
a haunt for every unclean and detestable beast.*

Monday – Step 1 - Read the memory passage aloud, then repeat it phrase by phrase as the family says it with you. Note: For very young members of the family, you might give them a single phrase and let them "own" it each time the passage is repeated. **Step 2** – Discuss this question – In what ways does this description sound like a post-apocalyptic movie? (18:1-3) **Step 3** - Have prayer time.

Tuesday - Step 1 - Read the memory passage aloud, then repeat it phrase by phrase as the family says it with you. **Step 2** – Discuss this question – In what way does this sound like a reference to the church? (18:4) **Step 3** - Have prayer time.

Wednesday - Step 1 - Read the memory passage aloud, then repeat it phrase by phrase as the family says it with you. **Step 2** – Discuss this question – Why do the kings, merchants and sailors weep over her? (18:9-20) **Step 3** - Have prayer time.

Thursday - Step 1 - Read the memory passage aloud, then repeat it phrase by phrase as the family says it with you. **Step 2** – Discuss this question – What is another time in Scripture that a millstone is used to depict the punishment of evil? (18:21) **Step 3** - Have prayer time.

Friday – Step 1 - Read the memory passage aloud, then repeat it phrase by phrase as the family says it with you. **Step 2** – Discuss this question – In what way does verse 24 punctuate the justice of her destruction? (18:24-28) **Step 3** - Have prayer time.

Saturday - Take volunteers to see if anyone can quote the passage from memory. Create a plan to put the applications from this chapter into practice within your family life. Discuss the importance of the Lord's Day and why it gives honor to God when we get extra rest on Saturday night. Have prayer time.



Home Church Revelation 19

Sunday - Step 1

Refocused Submission (Patterned after 1 Corinthians 11:17-22)

- Ask each person to share a way they saw God's power at work in their life or the life of another.

Sunday - Step 2

Inspired Instruction (Patterned after 1 Corinthians 11:23-26)

- Read the chapter. (Suggestion: Involve everyone. Take turns reading.)
- Ask each person to memorize the chapter theme by using the picture clue provided. (Suggestion: It is often helpful to have participants draw the picture clue.)
- Discuss other possible themes for the chapter. (Suggestion: Develop picture clues to go along with the other chapter themes.)

Sunday - Step 3

Convicted Application (Patterned after 1 Corinthians 11:27-32)

- Ask each person to quote a favorite Bible verse and explain what it means to them.
- Explain the significance of the body and blood of Jesus being offered on the cross and have someone lead a prayer thanking God for the sacrifice of His Son.
- Pass out the unleavened bread and ask each person to take a moment of silence to examine themselves and meditate on the sacrificed body of Jesus. Do the same for the grape juice.
- If there is a current need in the church or community, participants can be encouraged to pool their money to help.
- Ask each person to explain how this Bible study impacted their life and tell of a way they plan to live it out in the coming week.

Conclusion

- Make a prayer list. Be sure to include time for offering confessions of spiritual weakness.
- Make a list of spiritual victories.
- Provide copies of the daily devotionals so everyone can continue their study of the chapter throughout the week.
- Offer a final prayer.

Memory Passage of the Week

Revelation 19:11 (ESV)

*Then I saw heaven opened, and behold, a white horse!
The one sitting on it is called Faithful and True,
and in righteousness he judges and makes war.*

Monday – Step 1 - Read the memory passage aloud, then repeat it phrase by phrase as the family says it with you. Note: For very young members of the family, you might give them a single phrase and let them "own" it each time the passage is repeated. **Step 2** – Discuss this question – Why is God's justice worthy of praise? (19:1-5) **Step 3** - Have prayer time.

Tuesday - Step 1 - Read the memory passage aloud, then repeat it phrase by phrase as the family says it with you. **Step 2** – Discuss this question – What are the righteous deeds of the saints? (19:8) **Step 3** - Have prayer time.

Wednesday - Step 1 - Read the memory passage aloud, then repeat it phrase by phrase as the family says it with you. **Step 2** – Discuss this question – What does verse 10 tell us about our relationship to angels? (19:10) **Step 3** - Have prayer time.

Thursday - Step 1 - Read the memory passage aloud, then repeat it phrase by phrase as the family says it with you. **Step 2** – Discuss this question – Why is His robe dipped in blood? (19:12) **Step 3** - Have prayer time.

Friday – Step 1 - Read the memory passage aloud, then repeat it phrase by phrase as the family says it with you. **Step 2** – Discuss this question – What type of signs would it take to be deceived into receiving the mark of the beast? (19:20) **Step 3** - Have prayer time.

Saturday - Take volunteers to see if anyone can quote the passage from memory. Create a plan to put the applications from this chapter into practice within your family life. Discuss the importance of the Lord's Day and why it gives honor to God when we get extra rest on Saturday night. Have prayer time.



Home Church Revelation 20

Sunday - Step 1

Refocused Submission (Patterned after 1 Corinthians 11:17-22)

- Begin with a period of sharing. Ask each person to tell of an area of life which needs more surrender.

Sunday - Step 2

Inspired Instruction (Patterned after 1 Corinthians 11:23-26)

- Read the chapter. (Suggestion: Involve everyone. Take turns reading.)
- Ask each person to memorize the chapter theme by using the picture clue provided. (Suggestion: It is often helpful to have participants draw the picture clue.)
- Discuss other possible themes for the chapter. (Suggestion: Develop picture clues to go along with the other chapter themes.)

Sunday - Step 3

Convicted Application (Patterned after 1 Corinthians 11:27-32)

- Before singing a song about Jesus, read the words and discuss the biblical background of those convictions.
- Explain the significance of the body and blood of Jesus being offered on the cross and have someone lead a prayer thanking God for the sacrifice of His Son.
- Pass out the unleavened bread and ask each person to take a moment of silence to examine themselves and meditate on the sacrificed body of Jesus. Do the same for the grape juice.
- If there is a current need in the church or community, participants can be encouraged to pool their money to help.
- Ask each person to explain how this Bible study impacted their life and tell of a way they plan to live it out in the coming week.

Conclusion

- Make a prayer list. Be sure to include time for offering confessions of spiritual weakness.
- Make a list of spiritual victories.
- Ask each person to be prepared to quote or read a favorite Bible verse next time, and explain what it means to them.
- Offer a final prayer.

Memory Passage of the Week

Revelation 20:10 (ESV)

*...and the devil who had deceived them
was thrown into the lake of fire and sulfur
where the beast and the false prophet were,
and they will be tormented day and night forever and ever.*

Monday – Step 1 - Read the memory passage aloud, then repeat it phrase by phrase as the family says it with you. Note: For very young members of the family, you might give them a single phrase and let them “own” it each time the passage is repeated. **Step 2** – Discuss this question - Why must the dragon be bound then released for a little while? (20:1-3) **Step 3** - Have prayer time.


Tuesday - Step 1 - Read the memory passage aloud, then repeat it phrase by phrase as the family says it with you. **Step 2** – Discuss this question – What might it mean to reign with Christ? (20:4-6) **Step 3** - Have prayer time.

Wednesday - Step 1 - Read the memory passage aloud, then repeat it phrase by phrase as the family says it with you. **Step 2** – Discuss this question – Why is their torment forever and ever? (20:10) **Step 3** - Have prayer time.

Thursday - Step 1 - Read the memory passage aloud, then repeat it phrase by phrase as the family says it with you. **Step 2** – Discuss this question – What are the books that are opened? (20:12) **Step 3** - Have prayer time.

Friday – Step 1 - Read the memory passage aloud, then repeat it phrase by phrase as the family says it with you. **Step 2** – Discuss this question - What does it mean that death and hades were thrown into the lake of fire? (20:14) **Step 3** - Have prayer time.

Saturday - Take volunteers to see if anyone can quote the passage from memory. Create a plan to put the applications from this chapter into practice within your family life. Discuss the importance of the Lord’s Day and why it gives honor to God when we get extra rest on Saturday night. Have prayer time.



Home Church Revelation 21

Sunday - Step 1

Refocused Submission (Patterned after 1 Corinthians 11:17-22)

- Begin by discussing the various areas of Christ's life that He surrendered to do the will of the Father and relate them to the areas of surrender we must develop.

Sunday - Step 2

Inspired Instruction (Patterned after 1 Corinthians 11:23-26)

- Read the chapter. (Suggestion: Involve everyone. Take turns reading.)
- Ask each person to memorize the chapter theme by using the picture clue provided. (Suggestion: It is often helpful to have participants draw the picture clue.)
- Discuss other possible themes for the chapter. (Suggestion: Develop picture clues to go along with the other chapter themes.)

Sunday - Step 3

Convicted Application (Patterned after 1 Corinthians 11:27-32)

- Ask each person to quote a favorite Bible verse and explain what it means to them.
- Explain the significance of the body and blood of Jesus being offered on the cross and have someone lead a prayer thanking God for the sacrifice of His Son.
- Pass out the unleavened bread and ask each person to take a moment of silence to examine themselves and meditate on the sacrificed body of Jesus. Do the same for the grape juice.
- If there is a current need in the church or community, participants can be encouraged to pool their money to help.
- Ask each person to explain how this Bible study impacted their life and tell of a way they plan to live it out in the coming week.

Conclusion

- Make a prayer list. Be sure to include time for offering confessions of spiritual weakness.
- Make a list of spiritual victories.
- Provide copies of the daily devotionals so everyone can continue their study of the chapter throughout the week.
- Offer a final prayer.

Memory Passage of the Week

Revelation 21:2 (ESV)

And I saw the holy city, new Jerusalem, coming down out of heaven from God, prepared as a bride adorned for her husband.

Monday – Step 1 - Read the memory passage aloud, then repeat it phrase by phrase as the family says it with you. Note: For very young members of the family, you might give them a single phrase and let them "own" it each time the passage is repeated. **Step 2** – Discuss this question – Why is there both a new heaven and earth? (21:1) **Step 3** - Have prayer time.

Tuesday - Step 1 - Read the memory passage aloud, then repeat it phrase by phrase as the family says it with you. **Step 2** – Discuss this question – Why has God gone to so much trouble to be with us? (21:3) **Step 3** - Have prayer time.

Wednesday - Step 1 - Read the memory passage aloud, then repeat it phrase by phrase as the family says it with you. **Step 2** – Discuss this question - What makes a person into a coward who is to be thrown into the lake of fire? (1:8) **Step 3** - Have prayer time.

Thursday - Step 1 - Read the memory passage aloud, then repeat it phrase by phrase as the family says it with you. **Step 2** – Discuss this question – How might a gate be made of a pearl? (21:21) **Step 3** - Have prayer time.

Friday – Step 1 - Read the memory passage aloud, then repeat it phrase by phrase as the family says it with you. **Step 2** – Discuss this question – Why would God and the Lamb replace the need for a temple? (21:22) **Step 3** - Have prayer time.

Saturday - Take volunteers to see if anyone can quote the passage from memory. Create a plan to put the applications from this chapter into practice within your family life. Discuss the importance of the Lord's Day and why it gives honor to God when we get extra rest on Saturday night. Have prayer time.



Home Church Revelation 22

Sunday - Step 1

Refocused Submission (Patterned after 1 Corinthians 11:17-22)

- Begin with a prayer asking the Holy Spirit to guide each person into a worshipful attitude of surrender.

Sunday - Step 2

Inspired Instruction (Patterned after 1 Corinthians 11:23-26)

- Read the chapter. (Suggestion: Involve everyone. Take turns reading.)
- Ask each person to memorize the chapter theme by using the picture clue provided. (Suggestion: It is often helpful to have participants draw the picture clue.)
- Discuss other possible themes for the chapter. (Suggestion: Develop picture clues to go along with the other chapter themes.)

Sunday - Step 3

Convicted Application (Patterned after 1 Corinthians 11:27-32)

- Sing a song about Jesus and His love for us. (Suggestion: If you have no one who is accustomed to leading a song, find a song on the internet and have it ready so the group can sing along.)
- Explain the significance of the body and blood of Jesus being offered on the cross and have someone lead a prayer thanking God for the sacrifice of His Son.
- Pass out the unleavened bread and ask each person to take a moment of silence to examine themselves and meditate on the sacrificed body of Jesus. Do the same for the grape juice.
- If there is a current need in the church or community, participants can be encouraged to pool their money to help.
- Ask each person to explain how this Bible study impacted their life and tell of a way they plan to live it out in the coming week.

Conclusion

- Make a prayer list. Be sure to include time for offering confessions of spiritual weakness.
- Make a list of spiritual victories.
- Ask each person to be prepared next time to share a way they saw God's power at work in their life or the life of another.
- Offer a final prayer.

Memory Passage of the Week

Revelation 22:17 (ESV)

*The Spirit and the Bride say, "Come."
And let the one who hears say, "Come."*

*And let the one who is thirsty come;
let the one who desires take the water of life without price.*

Monday – Step 1 - Read the memory passage aloud, then repeat it phrase by phrase as the family says it with you. Note: For very young members of the family, you might give them a single phrase and let them "own" it each time the passage is repeated. **Step 2** – Discuss this question – Will we be able to swim in the river of life? (22:1-2) **Step 3** - Have prayer time.

Tuesday - Step 1 - Read the memory passage aloud, then repeat it phrase by phrase as the family says it with you. **Step 2** – Discuss this question – Why will nations need to be healed? (22:2) **Step 3** - Have prayer time.

Wednesday - Step 1 - Read the memory passage aloud, then repeat it phrase by phrase as the family says it with you. **Step 2** – Discuss this question – Why did Jesus say He is coming back soon when He hasn't come yet? (22:12) **Step 3** - Have prayer time.

Thursday - Step 1 - Read the memory passage aloud, then repeat it phrase by phrase as the family says it with you. **Step 2** – Discuss this question – How do we wash our robes? (22:14) **Step 3** - Have prayer time.

Friday – Step 1 - Read the memory passage aloud, then repeat it phrase by phrase as the family says it with you. **Step 2** – Discuss this question – In what ways do people add to and take away from this prophecy? (22:18-19) **Step 3** - Have prayer time.

Saturday - Take volunteers to see if anyone can quote the passage from memory. Create a plan to put the applications from this chapter into practice within your family life. Discuss the importance of the Lord's Day and why it gives honor to God when we get extra rest on Saturday night. Have prayer time.