

Exodus

Home Church Worship Guides
&
Daily Family Devotionals

By Sonny Childs



**Holy
Homesteading**

If every day included family worship...

Dear Homesteader,

As with the hero homesteaders of days gone by, family survival can seem like a constant battle against the many dangers of an untamed wilderness. It is the aim of this publication to help equip you for those challenges and offer inspiration as you carve out a safe place on this modern frontier.

Nothing is more important to the survival of the Christian home than regularly worshiping together. Inside, you will find a hearty supply of home church worship guides and family devotional guides, and as well as a little encouragement from our own journey through the wilderness of life.

As the storms of life rage just outside your home, be sure to build a spiritual shelter within. It is our prayer that this little publication will help.

May God bless your family
as you blaze a new trail
for His glory!

Sonny
+
Cindy



© Copyright 2023

Sonny Childs & Family Ministries

Artwork by GabrielsGraphix.com

*We gladly give permission to copy this material
provided that copies always include the copyright above.*

Contents:

On the following pages you will find a series of home church worship guides and family devotionals.

Each home church guide is based upon the Biblical pattern for home worship:

1 Corinthians 11:17 (ESV) “But in the following instructions I do not commend you, because when you come together it is not for the better but for the worse.”

Step 1 - Refocused Submission

1 Corinthians 11:23 (ESV) “For I received from the Lord what I also delivered to you...”

Step 2 – Inspired Instruction

1 Corinthians 11:27 (ESV) “Let a person examine himself...”

Step 3 - Convicted Application

Each family devotional guide builds upon Sunday’s home church worship guide by drawing daily discussions and applications from the chapter of the week.



Home Church Exodus 1

Sunday - Step 1

Refocused Submission (Patterned after 1 Corinthians 11:17-22)

- Begin by discussing the various areas of Christ's life that He surrendered to do the will of the Father and relate them to the areas of surrender we must develop.

Sunday - Step 2

Inspired Instruction (Patterned after 1 Corinthians 11:23-26)

- Read the chapter. (Suggestion: Involve everyone. Take turns reading.)
- Ask each person to memorize the chapter theme by using the picture clue provided. (Suggestion: It is often helpful to have participants draw the picture clue.)
- Discuss other possible themes for the chapter. (Suggestion: Develop picture clues to go along with the other chapter themes.)

Sunday - Step 3

Convicted Application (Patterned after 1 Corinthians 11:27-32)

- Ask each person to quote a favorite Bible verse and explain what it means to them.
- Explain the significance of the body and blood of Jesus being offered on the cross and have someone lead a prayer thanking God for the sacrifice of His Son.
- Pass out the unleavened bread and ask each person to take a moment of silence to examine themselves and meditate on the sacrificed body of Jesus. Do the same for the grape juice.
- If there is a current need in the church or community, participants can be encouraged to pool their money to help.
- Ask each person to explain how this Bible study impacted their life and tell of a way they plan to live it out in the coming week.

Conclusion

- Make a prayer list. Be sure to include time for offering confessions of spiritual weakness.
- Make a list of spiritual victories.
- Provide copies of the daily devotionals so everyone can continue their study of the chapter throughout the week.
- Offer a final prayer.

Memory Passage of the Week

Exodus 1:8 (ESV)

*Now there arose a new king over Egypt,
who did not know Joseph.*

Monday – Step 1 - Read the memory passage aloud, then repeat it phrase by phrase as the family says it with you. Note: For very young members of the family, you might give them a single phrase and let them “own” it each time the passage is repeated. **Step 2** – Discuss this question – Why is procreation such an important part of God's plan? (1:7) **Step 3** - Have prayer time.

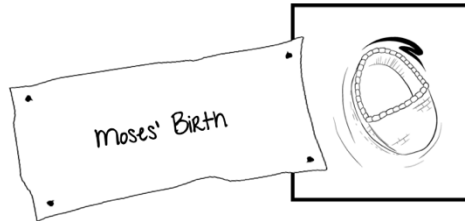
Tuesday - Step 1 - Read the memory passage aloud, then repeat it phrase by phrase as the family says it with you. **Step 2** – Discuss this question – Why is it important to know God's historical interaction with mankind? (1:8) **Step 3** - Have prayer time.

Wednesday - Step 1 - Read the memory passage aloud, then repeat it phrase by phrase as the family says it with you. **Step 2** – Discuss this question - What day was the “Lord's day”? What was God teaching the Hebrews while in slavery? (1:10-14) **Step 3** - Have prayer time.

Thursday - Step 1 - Read the memory passage aloud, then repeat it phrase by phrase as the family says it with you. **Step 2** – Discuss this question - Why is abortion and the abuse of children especially offensive to God? (1:15-16) **Step 3** - Have prayer time.

Friday – Step 1 - Read the memory passage aloud, then repeat it phrase by phrase as the family says it with you. **Step 2** – Discuss this question – Would you have the courage to respond like the midwives? (1:17-21) **Step 3** - Have prayer time.

Saturday - Take volunteers to see if anyone can quote the passage from memory. Create a plan to put the applications from this chapter into practice within your family life. Discuss the importance of the Lord's Day and why it gives honor to God when we get extra rest on Saturday night. Have prayer time.



Home Church Exodus 2

Sunday - Step 1

Refocused Submission (Patterned after 1 Corinthians 11:17-22)

- Begin with a prayer asking the Holy Spirit to guide each person into a worshipful attitude of surrender.

Sunday - Step 2

Inspired Instruction (Patterned after 1 Corinthians 11:23-26)

- Read the chapter. (Suggestion: Involve everyone. Take turns reading.)
- Ask each person to memorize the chapter theme by using the picture clue provided. (Suggestion: It is often helpful to have participants draw the picture clue.)
- Discuss other possible themes for the chapter. (Suggestion: Develop picture clues to go along with the other chapter themes.)

Sunday - Step 3

Convicted Application (Patterned after 1 Corinthians 11:27-32)

- Sing a song about Jesus and His love for us. (Suggestion: If you have no one who is accustomed to leading a song, find a song on the internet and have it ready so the group can sing along.)
- Explain the significance of the body and blood of Jesus being offered on the cross and have someone lead a prayer thanking God for the sacrifice of His Son.
- Pass out the unleavened bread and ask each person to take a moment of silence to examine themselves and meditate on the sacrificed body of Jesus. Do the same for the grape juice.
- If there is a current need in the church or community, participants can be encouraged to pool their money to help.
- Ask each person to explain how this Bible study impacted their life and tell of a way they plan to live it out in the coming week.

Conclusion

- Make a prayer list. Be sure to include time for offering confessions of spiritual weakness.
- Make a list of spiritual victories.
- Ask each person to be prepared next time to share a way they saw God's power at work in their life or the life of another.
- Offer a final prayer.

Memory Passage of the Week

Exodus 2:2 (ESV)

*"The woman conceived and bore a son,
and when she saw that he was a fine child,
she hid him three months."*

Monday – Step 1 - Read the memory passage aloud, then repeat it phrase by phrase as the family says it with you. Note: For very young members of the family, you might give them a single phrase and let them "own" it each time the passage is repeated. **Step 2** – Discuss this question – What would you have to do to hide a baby for three months? (2:2) **Step 3** - Have prayer time.


Tuesday - Step 1 - Read the memory passage aloud, then repeat it phrase by phrase as the family says it with you. **Step 2** – Discuss this question – How hard would it be to have to make a boat which you know must carry your baby in a river? (2:3) **Step 3** - Have prayer time.

Wednesday - Step 1 - Read the memory passage aloud, then repeat it phrase by phrase as the family says it with you. **Step 2** – Discuss this question – Do you think this was fast thinking or did Moses' mom and sister have this plan all along? (2:7) **Step 3** - Have prayer time.

Thursday - Step 1 - Read the memory passage aloud, then repeat it phrase by phrase as the family says it with you. **Step 2** – Discuss this question – Why are some people so mean? (2:17) **Step 3** - Have prayer time.

Friday – Step 1 - Read the memory passage aloud, then repeat it phrase by phrase as the family says it with you. **Step 2** – Discuss this question - What is meant by the phrase, "and God remembered his covenant with Abraham, with Isaac, and with Jacob"? (2:24) **Step 3** - Have prayer time.

Saturday - Take volunteers to see if anyone can quote the passage from memory. Create a plan to put the applications from this chapter into practice within your family life. Discuss the importance of the Lord's Day and why it gives honor to God when we get extra rest on Saturday night. Have prayer time.



Home Church Exodus 3

Sunday - Step 1

Refocused Submission (Patterned after 1 Corinthians 11:17-22)

- Ask each person to share a way they saw God's power at work in their life or the life of another.

Sunday - Step 2

Inspired Instruction (Patterned after 1 Corinthians 11:23-26)

- Read the chapter. (Suggestion: Involve everyone. Take turns reading.)
- Ask each person to memorize the chapter theme by using the picture clue provided. (Suggestion: It is often helpful to have participants draw the picture clue.)
- Discuss other possible themes for the chapter. (Suggestion: Develop picture clues to go along with the other chapter themes.)

Sunday - Step 3

Convicted Application (Patterned after 1 Corinthians 11:27-32)

- Ask each person to quote a favorite Bible verse and explain what it means to them.
- Explain the significance of the body and blood of Jesus being offered on the cross and have someone lead a prayer thanking God for the sacrifice of His Son.
- Pass out the unleavened bread and ask each person to take a moment of silence to examine themselves and meditate on the sacrificed body of Jesus. Do the same for the grape juice.
- If there is a current need in the church or community, participants can be encouraged to pool their money to help.
- Ask each person to explain how this Bible study impacted their life and tell of a way they plan to live it out in the coming week.

Conclusion

- Make a prayer list. Be sure to include time for offering confessions of spiritual weakness.
- Make a list of spiritual victories.
- Provide copies of the daily devotionals so everyone can continue their study of the chapter throughout the week.
- Offer a final prayer.

Memory Passage of the Week

Exodus 3:2 (ESV)

And the angel of the Lord appeared to him in a flame of fire out of the midst of a bush. He looked, and behold, the bush was burning, yet it was not consumed.

Monday – Step 1 - Read the memory passage aloud, then repeat it phrase by phrase as the family says it with you. **Note:** For very young members of the family, you might give them a single phrase and let them “own” it each time the passage is repeated. **Step 2** – Discuss this question – What skill might Moses have learned while shepherding that would be used later? (3:1) **Step 3** - Have prayer time.


Tuesday - Step 1 - Read the memory passage aloud, then repeat it phrase by phrase as the family says it with you. **Step 2** – Discuss this question – Why does God often introduce Himself in this way? (3:6) **Step 3** - Have prayer time.

Wednesday - Step 1 - Read the memory passage aloud, then repeat it phrase by phrase as the family says it with you. **Step 2** – Discuss this question – What imagery comes to mind when you hear the phrase, “a land flowing with milk and honey”? (3:8) **Step 3** - Have prayer time.

Thursday - Step 1 - Read the memory passage aloud, then repeat it phrase by phrase as the family says it with you. **Step 2** – Discuss this question – Why do you think God chose this name for Himself? (3:14) **Step 3** - Have prayer time.

Friday – Step 1 - Read the memory passage aloud, then repeat it phrase by phrase as the family says it with you. **Step 2** – Discuss this question – What reasoning might God have used to convince the Egyptians to give away their treasures? (3:21-22) **Step 3** - Have prayer time.

Saturday - Take volunteers to see if anyone can quote the passage from memory. Create a plan to put the applications from this chapter into practice within your family life. Discuss the importance of the Lord's Day and why it gives honor to God when we get extra rest on Saturday night. Have prayer time.



Home Church Exodus 4

Sunday - Step 1

Refocused Submission (Patterned after 1 Corinthians 11:17-22)

- Begin with a period of sharing. Ask each person to tell of an area of life which needs more surrender.

Sunday - Step 2

Inspired Instruction (Patterned after 1 Corinthians 11:23-26)

- Read the chapter. (Suggestion: Involve everyone. Take turns reading.)
- Ask each person to memorize the chapter theme by using the picture clue provided. (Suggestion: It is often helpful to have participants draw the picture clue.)
- Discuss other possible themes for the chapter. (Suggestion: Develop picture clues to go along with the other chapter themes.)

Sunday - Step 3

Convicted Application (Patterned after 1 Corinthians 11:27-32)

- Before singing a song about Jesus, read the words and discuss the biblical background of those convictions.
- Explain the significance of the body and blood of Jesus being offered on the cross and have someone lead a prayer thanking God for the sacrifice of His Son.
- Pass out the unleavened bread and ask each person to take a moment of silence to examine themselves and meditate on the sacrificed body of Jesus. Do the same for the grape juice.
- If there is a current need in the church or community, participants can be encouraged to pool their money to help.
- Ask each person to explain how this Bible study impacted their life and tell of a way they plan to live it out in the coming week.

Conclusion

- Make a prayer list. Be sure to include time for offering confessions of spiritual weakness.
- Make a list of spiritual victories.
- Ask each person to be prepared to quote or read a favorite Bible verse next time, and explain what it means to them.
- Offer a final prayer.

Memory Passage of the Week

Exodus 4:15 (ESV)

You shall speak to him and put the words in his mouth, and I will be with your mouth and with his mouth and will teach you both what to do.

Monday – Step 1 - Read the memory passage aloud, then repeat it phrase by phrase as the family says it with you. Note: For very young members of the family, you might give them a single phrase and let them “own” it each time the passage is repeated. **Step 2** – Discuss this question – Why do you think God chose that Moses’ staff would turn into a snake? (4:1-4) **Step 3** - Have prayer time.

Tuesday – Step 1 - Read the memory passage aloud, then repeat it phrase by phrase as the family says it with you. **Step 2** – Discuss this question - Why do you think God chose that Moses’ hand would turn to leprosy? (4:6-8) **Step 3** - Have prayer time.

Wednesday – Step 1 - Read the memory passage aloud, then repeat it phrase by phrase as the family says it with you. **Step 2** – Discuss this question – Why do you think God chose Moses’ brother to be his partner? (4:14) **Step 3** - Have prayer time.

Thursday – Step 1 - Read the memory passage aloud, then repeat it phrase by phrase as the family says it with you. **Step 2** – Discuss this question – Why did God say that He would eventually harden Pharaoh’s heart? (4:21) **Step 3** - Have prayer time.

Friday – Step 1 - Read the memory passage aloud, then repeat it phrase by phrase as the family says it with you. **Step 2** – Discuss this question – What might have been the topics of conversation when Moses and Aaron got back together? (4:27) **Step 3** - Have prayer time.

Saturday - Take volunteers to see if anyone can quote the passage from memory. Create a plan to put the applications from this chapter into practice within your family life. Discuss the importance of the Lord’s Day and why it gives honor to God when we get extra rest on Saturday night. Have prayer time.



Home Church Exodus 5

Sunday - Step 1

Refocused Submission (Patterned after 1 Corinthians 11:17-22)

- Begin by discussing the various areas of Christ's life that He surrendered to do the will of the Father and relate them to the areas of surrender we must develop.

Sunday - Step 2

Inspired Instruction (Patterned after 1 Corinthians 11:23-26)

- Read the chapter. (Suggestion: Involve everyone. Take turns reading.)
- Ask each person to memorize the chapter theme by using the picture clue provided. (Suggestion: It is often helpful to have participants draw the picture clue.)
- Discuss other possible themes for the chapter. (Suggestion: Develop picture clues to go along with the other chapter themes.)

Sunday - Step 3

Convicted Application (Patterned after 1 Corinthians 11:27-32)

- Ask each person to quote a favorite Bible verse and explain what it means to them.
- Explain the significance of the body and blood of Jesus being offered on the cross and have someone lead a prayer thanking God for the sacrifice of His Son.
- Pass out the unleavened bread and ask each person to take a moment of silence to examine themselves and meditate on the sacrificed body of Jesus. Do the same for the grape juice.
- If there is a current need in the church or community, participants can be encouraged to pool their money to help.
- Ask each person to explain how this Bible study impacted their life and tell of a way they plan to live it out in the coming week.

Conclusion

- Make a prayer list. Be sure to include time for offering confessions of spiritual weakness.
- Make a list of spiritual victories.
- Provide copies of the daily devotionals so everyone can continue their study of the chapter throughout the week.
- Offer a final prayer.

Memory Passage of the Week

Exodus 5:7 (ESV)

"You shall no longer give the people straw to make bricks, as in the past; let them go and gather straw for themselves."

Monday – Step 1 - Read the memory passage aloud, then repeat it phrase by phrase as the family says it with you. Note: For very young members of the family, you might give them a single phrase and let them "own" it each time the passage is repeated. **Step 2** – Discuss this question – Why would Pharaoh not trust the people to go into the desert and worship? (5:1-9) **Step 3** - Have prayer time.

Tuesday - Step 1 - Read the memory passage aloud, then repeat it phrase by phrase as the family says it with you. **Step 2** – Discuss this question – How would you respond if you were required to maintain the same level of output even though your work was made harder? (5:6-9) **Step 3** - Have prayer time.

Wednesday - Step 1 - Read the memory passage aloud, then repeat it phrase by phrase as the family says it with you. **Step 2** – Discuss this question – What was the difference between the taskmasters and the foremen? (5:14) **Step 3** - Have prayer time.

Thursday - Step 1 - Read the memory passage aloud, then repeat it phrase by phrase as the family says it with you. **Step 2** – Discuss this question – How would you feel if you had been Moses or Aaron? (5:19-21) **Step 3** - Have prayer time.

Friday – Step 1 - Read the memory passage aloud, then repeat it phrase by phrase as the family says it with you. **Step 2** – Discuss this question – Was it right of Moses to say this to God? (5:22-23) **Step 3** - Have prayer time.

Saturday - Take volunteers to see if anyone can quote the passage from memory. Create a plan to put the applications from this chapter into practice within your family life. Discuss the importance of the Lord's Day and why it gives honor to God when we get extra rest on Saturday night. Have prayer time.



Home Church Exodus 6

Sunday - Step 1

Refocused Submission (Patterned after 1 Corinthians 11:17-22)

- Begin with a prayer asking the Holy Spirit to guide each person into a worshipful attitude of surrender.

Sunday - Step 2

Inspired Instruction (Patterned after 1 Corinthians 11:23-26)

- Read the chapter. (Suggestion: Involve everyone. Take turns reading.)
- Ask each person to memorize the chapter theme by using the picture clue provided. (Suggestion: It is often helpful to have participants draw the picture clue.)
- Discuss other possible themes for the chapter. (Suggestion: Develop picture clues to go along with the other chapter themes.)

Sunday - Step 3

Convicted Application (Patterned after 1 Corinthians 11:27-32)

- Sing a song about Jesus and His love for us. (Suggestion: If you have no one who is accustomed to leading a song, find a song on the internet and have it ready so the group can sing along.)
- Explain the significance of the body and blood of Jesus being offered on the cross and have someone lead a prayer thanking God for the sacrifice of His Son.
- Pass out the unleavened bread and ask each person to take a moment of silence to examine themselves and meditate on the sacrificed body of Jesus. Do the same for the grape juice.
- If there is a current need in the church or community, participants can be encouraged to pool their money to help.
- Ask each person to explain how this Bible study impacted their life and tell of a way they plan to live it out in the coming week.

Conclusion

- Make a prayer list. Be sure to include time for offering confessions of spiritual weakness.
- Make a list of spiritual victories.
- Ask each person to be prepared next time to share a way they saw God's power at work in their life or the life of another.
- Offer a final prayer.

Memory Passage of the Week

Exodus 6:20 (ESV)

Amram took as his wife Jochebed his father's sister, and she bore him Aaron and Moses, the years of the life of Amram being 137 years.

Monday – Step 1 - Read the memory passage aloud, then repeat it phrase by phrase as the family says it with you. Note: For very young members of the family, you might give them a single phrase and let them “own” it each time the passage is repeated. **Step 2** – Discuss this question – What does this verse indicate about the way the children of Israel will leave Egypt? (6:1) **Step 3** - Have prayer time.


Tuesday - Step 1 - Read the memory passage aloud, then repeat it phrase by phrase as the family says it with you. **Step 2** – Discuss this question – Why does God share a name with Moses that is even more intimate than what He shared with Abraham, Isaac, and Jacob? (6:2) **Step 3** - Have prayer time.

Wednesday - Step 1 - Read the memory passage aloud, then repeat it phrase by phrase as the family says it with you. **Step 2** – Discuss this question – In what ways can you relate to this verse in your own faith journey? (6:9) **Step 3** - Have prayer time.

Thursday - Step 1 - Read the memory passage aloud, then repeat it phrase by phrase as the family says it with you. **Step 2** – Discuss this question - What does Moses mean by describing his lips as being uncircumcised? (6:12, 30) **Step 3** - Have prayer time.

Friday – Step 1 - Read the memory passage aloud, then repeat it phrase by phrase as the family says it with you. **Step 2** – Discuss this question – How does the genealogy of Moses and Aaron fit into the narrative of this story? (6:14-27) **Step 3** - Have prayer time.

Saturday - Take volunteers to see if anyone can quote the passage from memory. Create a plan to put the applications from this chapter into practice within your family life. Discuss the importance of the Lord's Day and why it gives honor to God when we get extra rest on Saturday night. Have prayer time.



Home Church Exodus 7

Sunday - Step 1

Refocused Submission (Patterned after 1 Corinthians 11:17-22)

- Ask each person to share a way they saw God's power at work in their life or the life of another.

Sunday - Step 2

Inspired Instruction (Patterned after 1 Corinthians 11:23-26)

- Read the chapter. (Suggestion: Involve everyone. Take turns reading.)
- Ask each person to memorize the chapter theme by using the picture clue provided. (Suggestion: It is often helpful to have participants draw the picture clue.)
- Discuss other possible themes for the chapter. (Suggestion: Develop picture clues to go along with the other chapter themes.)

Sunday - Step 3

Convicted Application (Patterned after 1 Corinthians 11:27-32)

- Ask each person to quote a favorite Bible verse and explain what it means to them.
- Explain the significance of the body and blood of Jesus being offered on the cross and have someone lead a prayer thanking God for the sacrifice of His Son.
- Pass out the unleavened bread and ask each person to take a moment of silence to examine themselves and meditate on the sacrificed body of Jesus. Do the same for the grape juice.
- If there is a current need in the church or community, participants can be encouraged to pool their money to help.
- Ask each person to explain how this Bible study impacted their life and tell of a way they plan to live it out in the coming week.

Conclusion

- Make a prayer list. Be sure to include time for offering confessions of spiritual weakness.
- Make a list of spiritual victories.
- Provide copies of the daily devotionals so everyone can continue their study of the chapter throughout the week.
- Offer a final prayer.

Memory Passage of the Week

Exodus 7:20 (ESV)

Moses and Aaron did as the Lord commanded. In the sight of Pharaoh and in the sight of his servants he lifted up the staff and struck the water in the Nile, and all the water in the Nile turned into blood.

Monday – Step 1 - Read the memory passage aloud, then repeat it phrase by phrase as the family says it with you. **Note:** For very young members of the family, you might give them a single phrase and let them “own” it each time the passage is repeated. **Step 2** – Discuss this question – Did God harden Pharaoh's heart without ever giving him a chance to obey? (7:3) **Step 3** - Have prayer time.

Tuesday - Step 1 - Read the memory passage aloud, then repeat it phrase by phrase as the family says it with you. **Step 2** – Discuss this question – How do you think the magicians were able to turn their staffs into snakes? (7:8-13) **Step 3** - Have prayer time.

Wednesday - Step 1 - Read the memory passage aloud, then repeat it phrase by phrase as the family says it with you. **Step 2** – Discuss this question – What was meant by Aaron's staff swallowing the staffs of the magicians? (7:12) **Step 3** - Have prayer time.

Thursday - Step 1 - Read the memory passage aloud, then repeat it phrase by phrase as the family says it with you. **Step 2** – Discuss this question – Why do you think God began with a miracle that cursed the Nile River? (7:14-19) **Step 3** - Have prayer time.

Friday – Step 1 - Read the memory passage aloud, then repeat it phrase by phrase as the family says it with you. **Step 2** – Discuss this question – What all contributed to making the Nile stink? (7:20-25) **Step 3** - Have prayer time.

Saturday - Take volunteers to see if anyone can quote the passage from memory. Create a plan to put the applications from this chapter into practice within your family life. Discuss the importance of the Lord's Day and why it gives honor to God when we get extra rest on Saturday night. Have prayer time.



Home Church Exodus 8

Sunday - Step 1

Refocused Submission (Patterned after 1 Corinthians 11:17-22)

- Begin with a period of sharing. Ask each person to tell of an area of life which needs more surrender.

Sunday - Step 2

Inspired Instruction (Patterned after 1 Corinthians 11:23-26)

- Read the chapter. (Suggestion: Involve everyone. Take turns reading.)
- Ask each person to memorize the chapter theme by using the picture clue provided. (Suggestion: It is often helpful to have participants draw the picture clue.)
- Discuss other possible themes for the chapter. (Suggestion: Develop picture clues to go along with the other chapter themes.)

Sunday - Step 3

Convicted Application (Patterned after 1 Corinthians 11:27-32)

- Before singing a song about Jesus, read the words and discuss the biblical background of those convictions.
- Explain the significance of the body and blood of Jesus being offered on the cross and have someone lead a prayer thanking God for the sacrifice of His Son.
- Pass out the unleavened bread and ask each person to take a moment of silence to examine themselves and meditate on the sacrificed body of Jesus. Do the same for the grape juice.
- If there is a current need in the church or community, participants can be encouraged to pool their money to help.
- Ask each person to explain how this Bible study impacted their life and tell of a way they plan to live it out in the coming week.

Conclusion

- Make a prayer list. Be sure to include time for offering confessions of spiritual weakness.
- Make a list of spiritual victories.
- Ask each person to be prepared to quote or read a favorite Bible verse next time, and explain what it means to them.
- Offer a final prayer.

Memory Passage of the Week

Exodus 8:3 (ESV)

*The Nile shall swarm with frogs
that shall come up into your house and into your bedroom
and on your bed and into the houses of your servants
and your people and into your ovens
and your kneading bowls.*

Monday – Step 1 - Read the memory passage aloud, then repeat it phrase by phrase as the family says it with you. Note: For very young members of the family, you might give them a single phrase and let them “own” it each time the passage is repeated. **Step 2** – Discuss this question – How might the coming of frogs have been related to the first plague? (8:3) **Step 3** - Have prayer time.

Tuesday - Step 1 - Read the memory passage aloud, then repeat it phrase by phrase as the family says it with you. **Step 2** – Discuss this question – Besides the stink, what other problems might the heaps of frogs have caused? (8:14) **Step 3** - Have prayer time.

Wednesday - Step 1 - Read the memory passage aloud, then repeat it phrase by phrase as the family says it with you. **Step 2** – Discuss this question – How might the third and fourth plagues have been related to the heaps of frogs? (8:16-24) **Step 3** - Have prayer time.

Thursday - Step 1 - Read the memory passage aloud, then repeat it phrase by phrase as the family says it with you. **Step 2** – Discuss this question – Why do you think Pharaoh’s magicians could not reproduce the gnats with their secret arts? (8:18) **Step 3** - Have prayer time.

Friday – Step 1 - Read the memory passage aloud, then repeat it phrase by phrase as the family says it with you. **Step 2** – Discuss this question – Does this mean that the Israelites did suffer through the first three plagues? If so, why? (8:22) **Step 3** - Have prayer time.

Saturday - Take volunteers to see if anyone can quote the passage from memory. Create a plan to put the applications from this chapter into practice within your family life. Discuss the importance of the Lord’s Day and why it gives honor to God when we get extra rest on Saturday night. Have prayer time.



Home Church Exodus 9

Sunday - Step 1

Refocused Submission (Patterned after 1 Corinthians 11:17-22)

- Begin by discussing the various areas of Christ's life that He surrendered to do the will of the Father and relate them to the areas of surrender we must develop.

Sunday - Step 2

Inspired Instruction (Patterned after 1 Corinthians 11:23-26)

- Read the chapter. (Suggestion: Involve everyone. Take turns reading.)
- Ask each person to memorize the chapter theme by using the picture clue provided. (Suggestion: It is often helpful to have participants draw the picture clue.)
- Discuss other possible themes for the chapter. (Suggestion: Develop picture clues to go along with the other chapter themes.)

Sunday - Step 3

Convicted Application (Patterned after 1 Corinthians 11:27-32)

- Ask each person to quote a favorite Bible verse and explain what it means to them.
- Explain the significance of the body and blood of Jesus being offered on the cross and have someone lead a prayer thanking God for the sacrifice of His Son.
- Pass out the unleavened bread and ask each person to take a moment of silence to examine themselves and meditate on the sacrificed body of Jesus. Do the same for the grape juice.
- If there is a current need in the church or community, participants can be encouraged to pool their money to help.
- Ask each person to explain how this Bible study impacted their life and tell of a way they plan to live it out in the coming week.

Conclusion

- Make a prayer list. Be sure to include time for offering confessions of spiritual weakness.
- Make a list of spiritual victories.
- Provide copies of the daily devotionals so everyone can continue their study of the chapter throughout the week.
- Offer a final prayer.

Memory Passage of the Week

Exodus 9:23 (ESV)

Then Moses stretched out his staff toward heaven,
and the Lord sent thunder and hail,
and fire ran down to the earth.
And the Lord rained hail upon the land of Egypt.

Monday – Step 1 - Read the memory passage aloud, then repeat it phrase by phrase as the family says it with you. **Note:** For very young members of the family, you might give them a single phrase and let them "own" it each time the passage is repeated. **Step 2** – Discuss this question – How might God have made a distinction in the livestock belonging to His people? (9:4) **Step 3** - Have prayer time.

Tuesday - Step 1 - Read the memory passage aloud, then repeat it phrase by phrase as the family says it with you. **Step 2** – Discuss this question – Why might God have chosen soot to create the plague of boils? (9:8-9) **Step 3** - Have prayer time.

Wednesday - Step 1 - Read the memory passage aloud, then repeat it phrase by phrase as the family says it with you. **Step 2** – Discuss this question – Why do you think God waited this long to humiliate the magicians so directly? (9:11) **Step 3** - Have prayer time.

Thursday - Step 1 - Read the memory passage aloud, then repeat it phrase by phrase as the family says it with you. **Step 2** – Discuss this question – Why do you think God warned them to take everything inside? (9:19) **Step 3** - Have prayer time.

Friday – Step 1 - Read the memory passage aloud, then repeat it phrase by phrase as the family says it with you. **Step 2** – Discuss this question - How devastating to the economy would the fifth plague have been? (9:25, 31-32) **Step 3** - Have prayer time.

Saturday - Take volunteers to see if anyone can quote the passage from memory. Create a plan to put the applications from this chapter into practice within your family life. Discuss the importance of the Lord's Day and why it gives honor to God when we get extra rest on Saturday night. Have prayer time.



Home Church Exodus 10

Sunday - Step 1

Refocused Submission (Patterned after 1 Corinthians 11:17-22)

- Begin with a prayer asking the Holy Spirit to guide each person into a worshipful attitude of surrender.

Sunday - Step 2

Inspired Instruction (Patterned after 1 Corinthians 11:23-26)

- Read the chapter. (Suggestion: Involve everyone. Take turns reading.)
- Ask each person to memorize the chapter theme by using the picture clue provided. (Suggestion: It is often helpful to have participants draw the picture clue.)
- Discuss other possible themes for the chapter. (Suggestion: Develop picture clues to go along with the other chapter themes.)

Sunday - Step 3

Convicted Application (Patterned after 1 Corinthians 11:27-32)

- Sing a song about Jesus and His love for us. (Suggestion: If you have no one who is accustomed to leading a song, find a song on the internet and have it ready so the group can sing along.)
- Explain the significance of the body and blood of Jesus being offered on the cross and have someone lead a prayer thanking God for the sacrifice of His Son.
- Pass out the unleavened bread and ask each person to take a moment of silence to examine themselves and meditate on the sacrificed body of Jesus. Do the same for the grape juice.
- If there is a current need in the church or community, participants can be encouraged to pool their money to help.
- Ask each person to explain how this Bible study impacted their life and tell of a way they plan to live it out in the coming week.

Conclusion

- Make a prayer list. Be sure to include time for offering confessions of spiritual weakness.
- Make a list of spiritual victories.
- Ask each person to be prepared next time to share a way they saw God's power at work in their life or the life of another.
- Offer a final prayer.

Memory Passage of the Week

Exodus 10:12 (ESV)

*Then the Lord said to Moses,
"Stretch out your hand over
the land of Egypt for the locusts,
so that they may come upon the land of Egypt
and eat every plant in the land,
all that the hail has left."*

Monday – Step 1 - Read the memory passage aloud, then repeat it phrase by phrase as the family says it with you. Note: For very young members of the family, you might give them a single phrase and let them "own" it each time the passage is repeated. **Step 2** – Discuss this question – What was the purpose of God hardening Pharaoh's heart? (10:1-2) **Step 3** - Have prayer time.

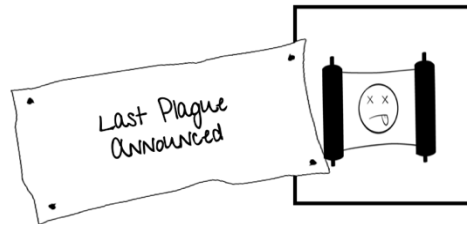
Tuesday - Step 1 - Read the memory passage aloud, then repeat it phrase by phrase as the family says it with you. **Step 2** – Discuss this question – Why might it be significant that the locusts end up in the Red Sea? (10:19) **Step 3** - Have prayer time.

Wednesday - Step 1 - Read the memory passage aloud, then repeat it phrase by phrase as the family says it with you. **Step 2** – Discuss this question – Why would darkness by such a powerful plague? (10:21) **Step 3** - Have prayer time.

Thursday - Step 1 - Read the memory passage aloud, then repeat it phrase by phrase as the family says it with you. **Step 2** – Discuss this question – When did the plague of darkness end? (10:27) **Step 3** - Have prayer time.

Friday – Step 1 - Read the memory passage aloud, then repeat it phrase by phrase as the family says it with you. **Step 2** – Discuss this question – Why would Moses say that he would not see Pharaoh's face again? (10:29) **Step 3** - Have prayer time.

Saturday - Take volunteers to see if anyone can quote the passage from memory. Create a plan to put the applications from this chapter into practice within your family life. Discuss the importance of the Lord's Day and why it gives honor to God when we get extra rest on Saturday night. Have prayer time.



Home Church Exodus 11

Sunday - Step 1

Refocused Submission (Patterned after 1 Corinthians 11:17-22)

- Ask each person to share a way they saw God's power at work in their life or the life of another.

Sunday - Step 2

Inspired Instruction (Patterned after 1 Corinthians 11:23-26)

- Read the chapter. (Suggestion: Involve everyone. Take turns reading.)
- Ask each person to memorize the chapter theme by using the picture clue provided. (Suggestion: It is often helpful to have participants draw the picture clue.)
- Discuss other possible themes for the chapter. (Suggestion: Develop picture clues to go along with the other chapter themes.)

Sunday - Step 3

Convicted Application (Patterned after 1 Corinthians 11:27-32)

- Ask each person to quote a favorite Bible verse and explain what it means to them.
- Explain the significance of the body and blood of Jesus being offered on the cross and have someone lead a prayer thanking God for the sacrifice of His Son.
- Pass out the unleavened bread and ask each person to take a moment of silence to examine themselves and meditate on the sacrificed body of Jesus. Do the same for the grape juice.
- If there is a current need in the church or community, participants can be encouraged to pool their money to help.
- Ask each person to explain how this Bible study impacted their life and tell of a way they plan to live it out in the coming week.

Conclusion

- Make a prayer list. Be sure to include time for offering confessions of spiritual weakness.
- Make a list of spiritual victories.
- Provide copies of the daily devotionals so everyone can continue their study of the chapter throughout the week.
- Offer a final prayer.

Memory Passage of the Week

Exodus 11:1 (ESV)

The Lord said to Moses,

"Yet one plague more I will bring upon Pharaoh and upon Egypt. Afterward he will let you go from here. When he lets you go, he will drive you away completely."

Monday – Step 1 - Read the memory passage aloud, then repeat it phrase by phrase as the family says it with you. **Note:** For very young members of the family, you might give them a single phrase and let them "own" it each time the passage is repeated. **Step 2** – Discuss this question – What might have made the Egyptians so willing to give away their riches? (11:2-3) **Step 3** - Have prayer time.


Tuesday - Step 1 - Read the memory passage aloud, then repeat it phrase by phrase as the family says it with you. **Step 2** – Discuss this question – Besides the miracles, what else might have contributed to Moses' greatness? (11:3) **Step 3** - Have prayer time.

Wednesday - Step 1 - Read the memory passage aloud, then repeat it phrase by phrase as the family says it with you. **Step 2** – Discuss this question – Why do you think God chose midnight to bring the last plague? (11:5) **Step 3** - Have prayer time.

Thursday - Step 1 - Read the memory passage aloud, then repeat it phrase by phrase as the family says it with you. **Step 2** – Discuss this question – Why do you think God even struck down the firstborn of the cattle? (11:10) **Step 3** - Have prayer time.

Friday – Step 1 - Read the memory passage aloud, then repeat it phrase by phrase as the family says it with you. **Step 2** – Discuss this question – How would it have felt to hear the commotion that night? (11:6-7) **Step 3** - Have prayer time.

Saturday - Take volunteers to see if anyone can quote the passage from memory. Create a plan to put the applications from this chapter into practice within your family life. Discuss the importance of the Lord's Day and why it gives honor to God when we get extra rest on Saturday night. Have prayer time.



Home Church Exodus 12

Sunday - Step 1

Refocused Submission (Patterned after 1 Corinthians 11:17-22)

- Begin with a period of sharing. Ask each person to tell of an area of life which needs more surrender.

Sunday - Step 2

Inspired Instruction (Patterned after 1 Corinthians 11:23-26)

- Read the chapter. (Suggestion: Involve everyone. Take turns reading.)
- Ask each person to memorize the chapter theme by using the picture clue provided. (Suggestion: It is often helpful to have participants draw the picture clue.)
- Discuss other possible themes for the chapter. (Suggestion: Develop picture clues to go along with the other chapter themes.)

Sunday - Step 3

Convicted Application (Patterned after 1 Corinthians 11:27-32)

- Before singing a song about Jesus, read the words and discuss the biblical background of those convictions.
- Explain the significance of the body and blood of Jesus being offered on the cross and have someone lead a prayer thanking God for the sacrifice of His Son.
- Pass out the unleavened bread and ask each person to take a moment of silence to examine themselves and meditate on the sacrificed body of Jesus. Do the same for the grape juice.
- If there is a current need in the church or community, participants can be encouraged to pool their money to help.
- Ask each person to explain how this Bible study impacted their life and tell of a way they plan to live it out in the coming week.

Conclusion

- Make a prayer list. Be sure to include time for offering confessions of spiritual weakness.
- Make a list of spiritual victories.
- Ask each person to be prepared to quote or read a favorite Bible verse next time, and explain what it means to them.
- Offer a final prayer.

Memory Passage of the Week

Exodus 12:29 (ESV)

At midnight the Lord struck down all the firstborn in the land of Egypt, from the firstborn of Pharaoh who sat on his throne to the firstborn of the captive who was in the dungeon, and all the firstborn of the livestock.

Monday – Step 1 - Read the memory passage aloud, then repeat it phrase by phrase as the family says it with you. **Note:** For very young members of the family, you might give them a single phrase and let them “own” it each time the passage is repeated. **Step 2** – Discuss this question – Why do you think God chose a lamb to represent the appeasement needed for sin? (12:1-6) **Step 3** - Have prayer time.

Tuesday - Step 1 - Read the memory passage aloud, then repeat it phrase by phrase as the family says it with you. **Step 2** – Discuss this question - What would have made this a cozy yet spooky event? (12:7-13) **Step 3** - Have prayer time.

Wednesday - Step 1 - Read the memory passage aloud, then repeat it phrase by phrase as the family says it with you. **Step 2** – Discuss this question – Why was it important that the bread be unleavened? (12:14-20) **Step 3** - Have prayer time.

Thursday - Step 1 - Read the memory passage aloud, then repeat it phrase by phrase as the family says it with you. **Step 2** – Discuss this question – Can you describe how this exit from Egypt might have looked? (12:33-39) **Step 3** - Have prayer time.

Friday – Step 1 - Read the memory passage aloud, then repeat it phrase by phrase as the family says it with you. **Step 2** – Discuss this question – Why was there a different law for the native than the stranger? (12:49) **Step 3** - Have prayer time.

Saturday - Take volunteers to see if anyone can quote the passage from memory. Create a plan to put the applications from this chapter into practice within your family life. Discuss the importance of the Lord’s Day and why it gives honor to God when we get extra rest on Saturday night. Have prayer time.



Home Church Exodus 13

Sunday - Step 1

Refocused Submission (Patterned after 1 Corinthians 11:17-22)

- Begin by discussing the various areas of Christ's life that He surrendered to do the will of the Father and relate them to the areas of surrender we must develop.

Sunday - Step 2

Inspired Instruction (Patterned after 1 Corinthians 11:23-26)

- Read the chapter. (Suggestion: Involve everyone. Take turns reading.)
- Ask each person to memorize the chapter theme by using the picture clue provided. (Suggestion: It is often helpful to have participants draw the picture clue.)
- Discuss other possible themes for the chapter. (Suggestion: Develop picture clues to go along with the other chapter themes.)

Sunday - Step 3

Convicted Application (Patterned after 1 Corinthians 11:27-32)

- Ask each person to quote a favorite Bible verse and explain what it means to them.
- Explain the significance of the body and blood of Jesus being offered on the cross and have someone lead a prayer thanking God for the sacrifice of His Son.
- Pass out the unleavened bread and ask each person to take a moment of silence to examine themselves and meditate on the sacrificed body of Jesus. Do the same for the grape juice.
- If there is a current need in the church or community, participants can be encouraged to pool their money to help.
- Ask each person to explain how this Bible study impacted their life and tell of a way they plan to live it out in the coming week.

Conclusion

- Make a prayer list. Be sure to include time for offering confessions of spiritual weakness.
- Make a list of spiritual victories.
- Provide copies of the daily devotionals so everyone can continue their study of the chapter throughout the week.
- Offer a final prayer.

Memory Passage of the Week

Exodus 13:18 (ESV)

God led the people around by the way of the wilderness toward the Red Sea. And the people of Israel went up out of the land of Egypt equipped for battle.

Monday – Step 1 - Read the memory passage aloud, then repeat it phrase by phrase as the family says it with you. **Note:** For very young members of the family, you might give them a single phrase and let them "own" it each time the passage is repeated. **Step 2** – Discuss this question – Why was the firstborn so important to God's plan? (13:1-2) **Step 3** - Have prayer time.


Tuesday - Step 1 - Read the memory passage aloud, then repeat it phrase by phrase as the family says it with you. **Step 2** – Discuss this question – How does leaven relate to their exit from Egypt? (13:3-10) **Step 3** - Have prayer time.

Wednesday - Step 1 - Read the memory passage aloud, then repeat it phrase by phrase as the family says it with you. **Step 2** – Discuss this question - What application can be made for us when we read that God lead His people on a longer route? (13:17-18) **Step 3** - Have prayer time.

Thursday - Step 1 - Read the memory passage aloud, then repeat it phrase by phrase as the family says it with you. **Step 2** – Discuss this question – Why do you think it was so important to Joseph that his bones be taken with them? (13:19) **Step 3** - Have prayer time.

Friday – Step 1 - Read the memory passage aloud, then repeat it phrase by phrase as the family says it with you. **Step 2** – Discuss this question – How would it have made your feel to see the pillar of cloud and pillar of fire? (13:21-22) **Step 3** - Have prayer time.

Saturday - Take volunteers to see if anyone can quote the passage from memory. Create a plan to put the applications from this chapter into practice within your family life. Discuss the importance of the Lord's Day and why it gives honor to God when we get extra rest on Saturday night. Have prayer time.



Home Church Exodus 14

Sunday - Step 1

Refocused Submission (Patterned after 1 Corinthians 11:17-22)

- Begin with a prayer asking the Holy Spirit to guide each person into a worshipful attitude of surrender.

Sunday - Step 2

Inspired Instruction (Patterned after 1 Corinthians 11:23-26)

- Read the chapter. (Suggestion: Involve everyone. Take turns reading.)
- Ask each person to memorize the chapter theme by using the picture clue provided. (Suggestion: It is often helpful to have participants draw the picture clue.)
- Discuss other possible themes for the chapter. (Suggestion: Develop picture clues to go along with the other chapter themes.)

Sunday - Step 3

Convicted Application (Patterned after 1 Corinthians 11:27-32)

- Sing a song about Jesus and His love for us. (Suggestion: If you have no one who is accustomed to leading a song, find a song on the internet and have it ready so the group can sing along.)
- Explain the significance of the body and blood of Jesus being offered on the cross and have someone lead a prayer thanking God for the sacrifice of His Son.
- Pass out the unleavened bread and ask each person to take a moment of silence to examine themselves and meditate on the sacrificed body of Jesus. Do the same for the grape juice.
- If there is a current need in the church or community, participants can be encouraged to pool their money to help.
- Ask each person to explain how this Bible study impacted their life and tell of a way they plan to live it out in the coming week.

Conclusion

- Make a prayer list. Be sure to include time for offering confessions of spiritual weakness.
- Make a list of spiritual victories.
- Ask each person to be prepared next time to share a way they saw God's power at work in their life or the life of another.
- Offer a final prayer.

Memory Passage of the Week

Exodus 14:21 (ESV)

*Then Moses stretched out his hand over the sea,
and the Lord drove the sea back
by a strong east wind all night
and made the sea dry land,
and the waters were divided.*

Monday – Step 1 - Read the memory passage aloud, then repeat it phrase by phrase as the family says it with you. Note: For very young members of the family, you might give them a single phrase and let them “own” it each time the passage is repeated. **Step 2** – Discuss this question – How did Pharaoh think he had trapped them, and what does this say about the providence of God? (14:3) **Step 3** - Have prayer time.

Tuesday - Step 1 - Read the memory passage aloud, then repeat it phrase by phrase as the family says it with you. **Step 2** – Discuss this question – What application for your life can be drawn from verse 14? (14:14) **Step 3** - Have prayer time.

Wednesday - Step 1 - Read the memory passage aloud, then repeat it phrase by phrase as the family says it with you. **Step 2** – Discuss this question – How would you have felt if God sent a cloud to separate you from your enemies? (14:19-20) **Step 3** - Have prayer time.

Thursday - Step 1 - Read the memory passage aloud, then repeat it phrase by phrase as the family says it with you. **Step 2** – Discuss this question – What might they have seen and experienced while passing between two walls of water? (14:22, 29) **Step 3** - Have prayer time.

Friday – Step 1 - Read the memory passage aloud, then repeat it phrase by phrase as the family says it with you. **Step 2** – Discuss this question – What sensation might have filled their hearts at the carnage? (14:30) **Step 3** - Have prayer time.

Saturday - Take volunteers to see if anyone can quote the passage from memory. Create a plan to put the applications from this chapter into practice within your family life. Discuss the importance of the Lord's Day and why it gives honor to God when we get extra rest on Saturday night. Have prayer time.



Home Church Exodus 15

Sunday - Step 1

Refocused Submission (Patterned after 1 Corinthians 11:17-22)

- Ask each person to share a way they saw God's power at work in their life or the life of another.

Sunday - Step 2

Inspired Instruction (Patterned after 1 Corinthians 11:23-26)

- Read the chapter. (Suggestion: Involve everyone. Take turns reading.)
- Ask each person to memorize the chapter theme by using the picture clue provided. (Suggestion: It is often helpful to have participants draw the picture clue.)
- Discuss other possible themes for the chapter. (Suggestion: Develop picture clues to go along with the other chapter themes.)

Sunday - Step 3

Convicted Application (Patterned after 1 Corinthians 11:27-32)

- Ask each person to quote a favorite Bible verse and explain what it means to them.
- Explain the significance of the body and blood of Jesus being offered on the cross and have someone lead a prayer thanking God for the sacrifice of His Son.
- Pass out the unleavened bread and ask each person to take a moment of silence to examine themselves and meditate on the sacrificed body of Jesus. Do the same for the grape juice.
- If there is a current need in the church or community, participants can be encouraged to pool their money to help.
- Ask each person to explain how this Bible study impacted their life and tell of a way they plan to live it out in the coming week.

Conclusion

- Make a prayer list. Be sure to include time for offering confessions of spiritual weakness.
- Make a list of spiritual victories.
- Provide copies of the daily devotionals so everyone can continue their study of the chapter throughout the week.
- Offer a final prayer.

Memory Passage of the Week

Exodus 15:1 (ESV)

Then Moses and the people of Israel sang this song to the Lord, saying, "I will sing to the Lord, for he has triumphed gloriously; the horse and his rider he has thrown into the sea."

Monday – Step 1 - Read the memory passage aloud, then repeat it phrase by phrase as the family says it with you. Note: For very young members of the family, you might give them a single phrase and let them "own" it each time the passage is repeated. **Step 2** – Discuss this question – What are the major areas of God's power that Moses sings about? (15:1-18) **Step 3** - Have prayer time.

Tuesday - Step 1 - Read the memory passage aloud, then repeat it phrase by phrase as the family says it with you. **Step 2** – Discuss this question – Why are songs, music, and dancing such powerful ways to express worship? (15:1, 20-21) **Step 3** - Have prayer time.

Wednesday - Step 1 - Read the memory passage aloud, then repeat it phrase by phrase as the family says it with you. **Step 2** – Discuss this question – Can you relate to why the Israelites were frustrated about the bitter water? (15:22-24) **Step 3** - Have prayer time.

Thursday - Step 1 - Read the memory passage aloud, then repeat it phrase by phrase as the family says it with you. **Step 2** – Discuss this question – Why does God often use a physical item to solve a physical problem? How does that relate to today's medicines? (15:25) **Step 3** - Have prayer time.

Friday – Step 1 - Read the memory passage aloud, then repeat it phrase by phrase as the family says it with you. **Step 2** – Discuss this question – What are some examples of living healthier when we obey God? (15:26) **Step 3** - Have prayer time.

Saturday - Take volunteers to see if anyone can quote the passage from memory. Create a plan to put the applications from this chapter into practice within your family life. Discuss the importance of the Lord's Day and why it gives honor to God when we get extra rest on Saturday night. Have prayer time.



Home Church Exodus 16

Sunday - Step 1

Refocused Submission (Patterned after 1 Corinthians 11:17-22)

- Begin with a period of sharing. Ask each person to tell of an area of life which needs more surrender.

Sunday - Step 2

Inspired Instruction (Patterned after 1 Corinthians 11:23-26)

- Read the chapter. (Suggestion: Involve everyone. Take turns reading.)
- Ask each person to memorize the chapter theme by using the picture clue provided. (Suggestion: It is often helpful to have participants draw the picture clue.)
- Discuss other possible themes for the chapter. (Suggestion: Develop picture clues to go along with the other chapter themes.)

Sunday - Step 3

Convicted Application (Patterned after 1 Corinthians 11:27-32)

- Before singing a song about Jesus, read the words and discuss the biblical background of those convictions.
- Explain the significance of the body and blood of Jesus being offered on the cross and have someone lead a prayer thanking God for the sacrifice of His Son.
- Pass out the unleavened bread and ask each person to take a moment of silence to examine themselves and meditate on the sacrificed body of Jesus. Do the same for the grape juice.
- If there is a current need in the church or community, participants can be encouraged to pool their money to help.
- Ask each person to explain how this Bible study impacted their life and tell of a way they plan to live it out in the coming week.

Conclusion

- Make a prayer list. Be sure to include time for offering confessions of spiritual weakness.
- Make a list of spiritual victories.
- Ask each person to be prepared to quote or read a favorite Bible verse next time, and explain what it means to them.
- Offer a final prayer.

Memory Passage of the Week

Revelation 16:4 (ESV)

Then the Lord said to Moses,

“Behold, I am about to rain bread from heaven for you, and the people shall go out and gather a day’s portion every day, that I may test them, whether they will walk in my law or not.”

Monday – Step 1 - Read the memory passage aloud, then repeat it phrase by phrase as the family says it with you. Note: For very young members of the family, you might give them a single phrase and let them “own” it each time the passage is repeated. **Step 2** – Discuss this question – Why is it easy to start complaining on a camping trip? (16:2-3) **Step 3** - Have prayer time.

Tuesday - Step 1 - Read the memory passage aloud, then repeat it phrase by phrase as the family says it with you. **Step 2** – Discuss this question – Why is self-discipline important when it comes to food? (16:4-5) **Step 3** - Have prayer time.

Wednesday - Step 1 - Read the memory passage aloud, then repeat it phrase by phrase as the family says it with you. **Step 2** – Discuss this question – What might the glory of the Lord looked like? (16:9-10) **Step 3** - Have prayer time.

Thursday - Step 1 - Read the memory passage aloud, then repeat it phrase by phrase as the family says it with you. **Step 2** – Discuss this question – Why do some people have so much trouble listening and following directions? (16:29) **Step 3** - Have prayer time.

Friday – Step 1 - Read the memory passage aloud, then repeat it phrase by phrase as the family says it with you. **Step 2** – Discuss this question – Why is restful family time so important to the Lord? (16:27-28) **Step 3** - Have prayer time.

Saturday - Take volunteers to see if anyone can quote the passage from memory. Create a plan to put the applications from this chapter into practice within your family life. Discuss the importance of the Lord’s Day and why it gives honor to God when we get extra rest on Saturday night. Have prayer time.



Home Church Exodus 17

Sunday - Step 1

Refocused Submission (Patterned after 1 Corinthians 11:17-22)

- Begin by discussing the various areas of Christ's life that He surrendered to do the will of the Father and relate them to the areas of surrender we must develop.

Sunday - Step 2

Inspired Instruction (Patterned after 1 Corinthians 11:23-26)

- Read the chapter. (Suggestion: Involve everyone. Take turns reading.)
- Ask each person to memorize the chapter theme by using the picture clue provided. (Suggestion: It is often helpful to have participants draw the picture clue.)
- Discuss other possible themes for the chapter. (Suggestion: Develop picture clues to go along with the other chapter themes.)

Sunday - Step 3

Convicted Application (Patterned after 1 Corinthians 11:27-32)

- Ask each person to quote a favorite Bible verse and explain what it means to them.
- Explain the significance of the body and blood of Jesus being offered on the cross and have someone lead a prayer thanking God for the sacrifice of His Son.
- Pass out the unleavened bread and ask each person to take a moment of silence to examine themselves and meditate on the sacrificed body of Jesus. Do the same for the grape juice.
- If there is a current need in the church or community, participants can be encouraged to pool their money to help.
- Ask each person to explain how this Bible study impacted their life and tell of a way they plan to live it out in the coming week.

Conclusion

- Make a prayer list. Be sure to include time for offering confessions of spiritual weakness.
- Make a list of spiritual victories.
- Provide copies of the daily devotionals so everyone can continue their study of the chapter throughout the week.
- Offer a final prayer.

Memory Passage of the Week

Exodus 17:6 (ESV)

Behold, I will stand before you there on the rock at Horeb, and you shall strike the rock, and water shall come out of it, and the people will drink." And Moses did so, in the sight of the elders of Israel.

Monday – Step 1 - Read the memory passage aloud, then repeat it phrase by phrase as the family says it with you. Note: For very young members of the family, you might give them a single phrase and let them "own" it each time the passage is repeated. **Step 2** – Discuss this question - Why do you think God's people had such short memories, and what is the application for us? (17:1-3) **Step 3** - Have prayer time.

Tuesday - Step 1 - Read the memory passage aloud, then repeat it phrase by phrase as the family says it with you. **Step 2** – Discuss this question - What is it about thirst that makes people so violent? (17:4) **Step 3** - Have prayer time.

Wednesday - Step 1 - Read the memory passage aloud, then repeat it phrase by phrase as the family says it with you. **Step 2** – Discuss this question – Who are elders and how do they relate to church elders today? (17:5) **Step 3** - Have prayer time.

Thursday - Step 1 - Read the memory passage aloud, then repeat it phrase by phrase as the family says it with you. **Step 2** – Discuss this question – Why was the elevation of the staff important? (17:11) **Step 3** - Have prayer time.

Friday – Step 1 - Read the memory passage aloud, then repeat it phrase by phrase as the family says it with you. **Step 2** – Discuss this question – Why was it important for Moses to write down a record of the events? (17:14) **Step 3** - Have prayer time.

Saturday - Take volunteers to see if anyone can quote the passage from memory. Create a plan to put the applications from this chapter into practice within your family life. Discuss the importance of the Lord's Day and why it gives honor to God when we get extra rest on Saturday night. Have prayer time.



Home Church Exodus 18

Sunday - Step 1

Refocused Submission (Patterned after 1 Corinthians 11:17-22)

- Begin with a prayer asking the Holy Spirit to guide each person into a worshipful attitude of surrender.

Sunday - Step 2

Inspired Instruction (Patterned after 1 Corinthians 11:23-26)

- Read the chapter. (Suggestion: Involve everyone. Take turns reading.)
- Ask each person to memorize the chapter theme by using the picture clue provided. (Suggestion: It is often helpful to have participants draw the picture clue.)
- Discuss other possible themes for the chapter. (Suggestion: Develop picture clues to go along with the other chapter themes.)

Sunday - Step 3

Convicted Application (Patterned after 1 Corinthians 11:27-32)

- Sing a song about Jesus and His love for us. (Suggestion: If you have no one who is accustomed to leading a song, find a song on the internet and have it ready so the group can sing along.)
- Explain the significance of the body and blood of Jesus being offered on the cross and have someone lead a prayer thanking God for the sacrifice of His Son.
- Pass out the unleavened bread and ask each person to take a moment of silence to examine themselves and meditate on the sacrificed body of Jesus. Do the same for the grape juice.
- If there is a current need in the church or community, participants can be encouraged to pool their money to help.
- Ask each person to explain how this Bible study impacted their life and tell of a way they plan to live it out in the coming week.

Conclusion

- Make a prayer list. Be sure to include time for offering confessions of spiritual weakness.
- Make a list of spiritual victories.
- Ask each person to be prepared next time to share a way they saw God's power at work in their life or the life of another.
- Offer a final prayer.

Memory Passage of the Week

Exodus 18:21 (ESV)

Moreover, look for able men from all the people, men who fear God, who are trustworthy and hate a bribe, and place such men over the people as chiefs of thousands, of hundreds, of fifties, and of tens.

Monday – Step 1 - Read the memory passage aloud, then repeat it phrase by phrase as the family says it with you. Note: For very young members of the family, you might give them a single phrase and let them “own” it each time the passage is repeated. **Step 2** – Discuss this question – Why was it important to give children names that carried a message? (18:3-4) **Step 3** - Have prayer time.


Tuesday - Step 1 - Read the memory passage aloud, then repeat it phrase by phrase as the family says it with you. **Step 2** – Discuss this question – Why is it important to show honor to those who are older even if you are more powerful than them? (18:7) **Step 3** - Have prayer time.

Wednesday - Step 1 - Read the memory passage aloud, then repeat it phrase by phrase as the family says it with you. **Step 2** – Discuss this question – Why do some people feel they must do everything themselves? (18:13-17) **Step 3** - Have prayer time.

Thursday - Step 1 - Read the memory passage aloud, then repeat it phrase by phrase as the family says it with you. **Step 2** – Discuss this question – Why are these qualifications so important to leaders? (18:21) **Step 3** - Have prayer time.

Friday – Step 1 - Read the memory passage aloud, then repeat it phrase by phrase as the family says it with you. **Step 2** – Discuss this question – Why were the hard cases reserved for Moses? Is there an application in your home? (18:22, 26) **Step 3** - Have prayer time.

Saturday - Take volunteers to see if anyone can quote the passage from memory. Create a plan to put the applications from this chapter into practice within your family life. Discuss the importance of the Lord's Day and why it gives honor to God when we get extra rest on Saturday night. Have prayer time.



Home Church Exodus 19

Sunday - Step 1

Refocused Submission (Patterned after 1 Corinthians 11:17-22)

- Ask each person to share a way they saw God's power at work in their life or the life of another.

Sunday - Step 2

Inspired Instruction (Patterned after 1 Corinthians 11:23-26)

- Read the chapter. (Suggestion: Involve everyone. Take turns reading.)
- Ask each person to memorize the chapter theme by using the picture clue provided. (Suggestion: It is often helpful to have participants draw the picture clue.)
- Discuss other possible themes for the chapter. (Suggestion: Develop picture clues to go along with the other chapter themes.)

Sunday - Step 3

Convicted Application (Patterned after 1 Corinthians 11:27-32)

- Ask each person to quote a favorite Bible verse and explain what it means to them.
- Explain the significance of the body and blood of Jesus being offered on the cross and have someone lead a prayer thanking God for the sacrifice of His Son.
- Pass out the unleavened bread and ask each person to take a moment of silence to examine themselves and meditate on the sacrificed body of Jesus. Do the same for the grape juice.
- If there is a current need in the church or community, participants can be encouraged to pool their money to help.
- Ask each person to explain how this Bible study impacted their life and tell of a way they plan to live it out in the coming week.

Conclusion

- Make a prayer list. Be sure to include time for offering confessions of spiritual weakness.
- Make a list of spiritual victories.
- Provide copies of the daily devotionals so everyone can continue their study of the chapter throughout the week.
- Offer a final prayer.

Memory Passage of the Week

Exodus 19:2 (ESV)

They set out from Rephidim and came into the wilderness of Sinai, and they encamped in the wilderness. There Israel encamped before the mountain...

Monday – Step 1 - Read the memory passage aloud, then repeat it phrase by phrase as the family says it with you. Note: For very young members of the family, you might give them a single phrase and let them "own" it each time the passage is repeated. **Step 2** – Discuss this question – What is meant by the third new moon? (19:1) **Step 3** - Have prayer time.

Tuesday - Step 1 - Read the memory passage aloud, then repeat it phrase by phrase as the family says it with you. **Step 2** – Discuss this question – Why was it important to be clean when they met the Lord? Is there an application for us? (19:10, 14) **Step 3** - Have prayer time.

Wednesday - Step 1 - Read the memory passage aloud, then repeat it phrase by phrase as the family says it with you. **Step 2** – Discuss this question – Why was there such a harsh penalty for anyone who would touch the mountain? (19:12-13) **Step 3** - Have prayer time.

Thursday - Step 1 - Read the memory passage aloud, then repeat it phrase by phrase as the family says it with you. **Step 2** – Discuss this question – If you had been there, what would have been the most frightening part for you? (19:16-20) **Step 3** - Have prayer time.

Friday – Step 1 - Read the memory passage aloud, then repeat it phrase by phrase as the family says it with you. **Step 2** – Discuss this question – Why would anyone try to break through and come up to God if it was such a frightening event? (19:21-25) **Step 3** - Have prayer time.

Saturday - Take volunteers to see if anyone can quote the passage from memory. Create a plan to put the applications from this chapter into practice within your family life. Discuss the importance of the Lord's Day and why it gives honor to God when we get extra rest on Saturday night. Have prayer time.



Home Church Exodus 20

4

Sunday - Step 1

Refocused Submission (Patterned after 1 Corinthians 11:17-22)

- Begin with a period of sharing. Ask each person to tell of an area of life which needs more surrender.

Sunday - Step 2

Inspired Instruction (Patterned after 1 Corinthians 11:23-26)

- Read the chapter. (Suggestion: Involve everyone. Take turns reading.)
- Ask each person to memorize the chapter theme by using the picture clue provided. (Suggestion: It is often helpful to have participants draw the picture clue.)
- Discuss other possible themes for the chapter. (Suggestion: Develop picture clues to go along with the other chapter themes.)

Sunday - Step 3

Convicted Application (Patterned after 1 Corinthians 11:27-32)

- Before singing a song about Jesus, read the words and discuss the biblical background of those convictions.
- Explain the significance of the body and blood of Jesus being offered on the cross and have someone lead a prayer thanking God for the sacrifice of His Son.
- Pass out the unleavened bread and ask each person to take a moment of silence to examine themselves and meditate on the sacrificed body of Jesus. Do the same for the grape juice.
- If there is a current need in the church or community, participants can be encouraged to pool their money to help.
- Ask each person to explain how this Bible study impacted their life and tell of a way they plan to live it out in the coming week.

Conclusion

- Make a prayer list. Be sure to include time for offering confessions of spiritual weakness.
- Make a list of spiritual victories.
- Ask each person to be prepared to quote or read a favorite Bible verse next time, and explain what it means to them.
- Offer a final prayer.

Memory Passage of the Week

Exodus 20:3 (ESV)

"You shall have no other gods before me.

Monday – Step 1 - Read the memory passage aloud, then repeat it phrase by phrase as the family says it with you. Note: For very young members of the family, you might give them a single phrase and let them "own" it each time the passage is repeated. **Step 2** – Discuss this question - Why is the first command really the most important command of all? (20:3) **Step 3** - Have prayer time.


Tuesday – Step 1 - Read the memory passage aloud, then repeat it phrase by phrase as the family says it with you. **Step 2** – Discuss this question – Why is idolatry such and offensive sin to God? (20:4-6) **Step 3** - Have prayer time.

Wednesday – Step 1 - Read the memory passage aloud, then repeat it phrase by phrase as the family says it with you. **Step 2** – Discuss this question – Why is the sabbath rest such an important concept even for today? (20:8-11) **Step 3** - Have prayer time.

Thursday – Step 1 - Read the memory passage aloud, then repeat it phrase by phrase as the family says it with you. **Step 2** – Discuss this question – How do you think God felt when the people asked that God speak to Moses rather than them? (20:18-21) **Step 3** - Have prayer time.

Friday – Step 1 - Read the memory passage aloud, then repeat it phrase by phrase as the family says it with you. **Step 2** – Discuss this question – Why would an altar be more fitting for God if it was made of stone without fancy hewn stones? (20:24-25) **Step 3** - Have prayer time.

Saturday - Take volunteers to see if anyone can quote the passage from memory. Create a plan to put the applications from this chapter into practice within your family life. Discuss the importance of the Lord's Day and why it gives honor to God when we get extra rest on Saturday night. Have prayer time.



Home Church Exodus 21

3

Sunday - Step 1

Refocused Submission (Patterned after 1 Corinthians 11:17-22)

- Begin by discussing the various areas of Christ's life that He surrendered to do the will of the Father and relate them to the areas of surrender we must develop.

Sunday - Step 2

Inspired Instruction (Patterned after 1 Corinthians 11:23-26)

- Read the chapter. (Suggestion: Involve everyone. Take turns reading.)
- Ask each person to memorize the chapter theme by using the picture clue provided. (Suggestion: It is often helpful to have participants draw the picture clue.)
- Discuss other possible themes for the chapter. (Suggestion: Develop picture clues to go along with the other chapter themes.)

Sunday - Step 3

Convicted Application (Patterned after 1 Corinthians 11:27-32)

- Ask each person to quote a favorite Bible verse and explain what it means to them.
- Explain the significance of the body and blood of Jesus being offered on the cross and have someone lead a prayer thanking God for the sacrifice of His Son.
- Pass out the unleavened bread and ask each person to take a moment of silence to examine themselves and meditate on the sacrificed body of Jesus. Do the same for the grape juice.
- If there is a current need in the church or community, participants can be encouraged to pool their money to help.
- Ask each person to explain how this Bible study impacted their life and tell of a way they plan to live it out in the coming week.

Conclusion

- Make a prayer list. Be sure to include time for offering confessions of spiritual weakness.
- Make a list of spiritual victories.
- Provide copies of the daily devotionals so everyone can continue their study of the chapter throughout the week.
- Offer a final prayer.

Memory Passage of the Week

Exodus 21:2 (ESV)

When you buy a Hebrew slave, he shall serve six years, and in the seventh he shall go out free, for nothing.

Monday – Step 1 - Read the memory passage aloud, then repeat it phrase by phrase as the family says it with you. Note: For very young members of the family, you might give them a single phrase and let them "own" it each time the passage is repeated. **Step 2** – Discuss this question – What were some of the different types of slaves and what are some parallels in today's world? (21:2) **Step 3** - Have prayer time.

Tuesday - Step 1 - Read the memory passage aloud, then repeat it phrase by phrase as the family says it with you. **Step 2** – Discuss this question – Why is the number seven so significant to God's people? (21:2) **Step 3** - Have prayer time.

Wednesday - Step 1 - Read the memory passage aloud, then repeat it phrase by phrase as the family says it with you. **Step 2** – Discuss this question – Why would anyone want to be a slave forever? What is the spiritual application for us? (1:5-6) **Step 3** - Have prayer time.

Thursday - Step 1 - Read the memory passage aloud, then repeat it phrase by phrase as the family says it with you. **Step 2** – Discuss this question – What does this passage indicate about God's view of the unborn? (21:22-25) **Step 3** - Have prayer time.

Friday – Step 1 - Read the memory passage aloud, then repeat it phrase by phrase as the family says it with you. **Step 2** – Discuss this question – Can you make a list of rules from this passage that were designed to promote humane treatment of slaves? (21:1-32) **Step 3** - Have prayer time.

Saturday - Take volunteers to see if anyone can quote the passage from memory. Create a plan to put the applications from this chapter into practice within your family life. Discuss the importance of the Lord's Day and why it gives honor to God when we get extra rest on Saturday night. Have prayer time.



Home Church Exodus 22

2

Sunday - Step 1

Refocused Submission (Patterned after 1 Corinthians 11:17-22)

- Begin with a prayer asking the Holy Spirit to guide each person into a worshipful attitude of surrender.

Sunday - Step 2

Inspired Instruction (Patterned after 1 Corinthians 11:23-26)

- Read the chapter. (Suggestion: Involve everyone. Take turns reading.)
- Ask each person to memorize the chapter theme by using the picture clue provided. (Suggestion: It is often helpful to have participants draw the picture clue.)
- Discuss other possible themes for the chapter. (Suggestion: Develop picture clues to go along with the other chapter themes.)

Sunday - Step 3

Convicted Application (Patterned after 1 Corinthians 11:27-32)

- Sing a song about Jesus and His love for us. (Suggestion: If you have no one who is accustomed to leading a song, find a song on the internet and have it ready so the group can sing along.)
- Explain the significance of the body and blood of Jesus being offered on the cross and have someone lead a prayer thanking God for the sacrifice of His Son.
- Pass out the unleavened bread and ask each person to take a moment of silence to examine themselves and meditate on the sacrificed body of Jesus. Do the same for the grape juice.
- If there is a current need in the church or community, participants can be encouraged to pool their money to help.
- Ask each person to explain how this Bible study impacted their life and tell of a way they plan to live it out in the coming week.

Conclusion

- Make a prayer list. Be sure to include time for offering confessions of spiritual weakness.
- Make a list of spiritual victories.
- Ask each person to be prepared next time to share a way they saw God's power at work in their life or the life of another.
- Offer a final prayer.

Memory Passage of the Week

Exodus 22:14 (ESV)

"If a man borrows anything of his neighbor, and it is injured or dies, the owner not being with it, he shall make full restitution."

Monday – Step 1 - Read the memory passage aloud, then repeat it phrase by phrase as the family says it with you. Note: For very young members of the family, you might give them a single phrase and let them "own" it each time the passage is repeated. **Step 2** – Discuss this question – Can you give a modern day illustration of verse 5? (22:5) **Step 3** - Have prayer time.

Tuesday - Step 1 - Read the memory passage aloud, then repeat it phrase by phrase as the family says it with you. **Step 2** – Discuss this question – Why is it important to make restitution even when it's an accident? (22:6) **Step 3** - Have prayer time.

Wednesday - Step 1 - Read the memory passage aloud, then repeat it phrase by phrase as the family says it with you. **Step 2** – Discuss this question – How do verses 7-9 relate to 1 Corinthians 6:1-11? (22:7-9) **Step 3** - Have prayer time.

Thursday - Step 1 - Read the memory passage aloud, then repeat it phrase by phrase as the family says it with you. **Step 2** – Discuss this question – Why is it important to take extra special care of the things placed within your trust by another? (22:10-13) **Step 3** - Have prayer time.

Friday – Step 1 - Read the memory passage aloud, then repeat it phrase by phrase as the family says it with you. **Step 2** – Discuss this question – What modern day application can be made for us from verses 21-24? (22:21-24) **Step 3** - Have prayer time.

Saturday - Take volunteers to see if anyone can quote the passage from memory. Create a plan to put the applications from this chapter into practice within your family life. Discuss the importance of the Lord's Day and why it gives honor to God when we get extra rest on Saturday night. Have prayer time.



Home Church Exodus 23

1

Sunday - Step 1

Refocused Submission (Patterned after 1 Corinthians 11:17-22)

- Ask each person to share a way they saw God's power at work in their life or the life of another.

Sunday - Step 2

Inspired Instruction (Patterned after 1 Corinthians 11:23-26)

- Read the chapter. (Suggestion: Involve everyone. Take turns reading.)
- Ask each person to memorize the chapter theme by using the picture clue provided. (Suggestion: It is often helpful to have participants draw the picture clue.)
- Discuss other possible themes for the chapter. (Suggestion: Develop picture clues to go along with the other chapter themes.)

Sunday - Step 3

Convicted Application (Patterned after 1 Corinthians 11:27-32)

- Ask each person to quote a favorite Bible verse and explain what it means to them.
- Explain the significance of the body and blood of Jesus being offered on the cross and have someone lead a prayer thanking God for the sacrifice of His Son.
- Pass out the unleavened bread and ask each person to take a moment of silence to examine themselves and meditate on the sacrificed body of Jesus. Do the same for the grape juice.
- If there is a current need in the church or community, participants can be encouraged to pool their money to help.
- Ask each person to explain how this Bible study impacted their life and tell of a way they plan to live it out in the coming week.

Conclusion

- Make a prayer list. Be sure to include time for offering confessions of spiritual weakness.
- Make a list of spiritual victories.
- Provide copies of the daily devotionals so everyone can continue their study of the chapter throughout the week.
- Offer a final prayer.

Memory Passage of the Week

Exodus 23:31 (ESV)

*And I will set your border
from the Red Sea to the Sea of the Philistines,
and from the wilderness to the Euphrates,
for I will give the inhabitants of the land into your hand,
and you shall drive them out before you.*

Monday – Step 1 - Read the memory passage aloud, then repeat it phrase by phrase as the family says it with you. Note: For very young members of the family, you might give them a single phrase and let them “own” it each time the passage is repeated. **Step 2** – Discuss this question – Why does God continue to remind them of their past condition in Egypt? (23:9) **Step 3** - Have prayer time.

Tuesday - Step 1 - Read the memory passage aloud, then repeat it phrase by phrase as the family says it with you. **Step 2** – Discuss this question – What was significant about the three feasts? (23:14-17) **Step 3** - Have prayer time.

Wednesday - Step 1 - Read the memory passage aloud, then repeat it phrase by phrase as the family says it with you. **Step 2** – Discuss this question – Why is it important that blood and leaven not mix? (23:18) **Step 3** - Have prayer time.

Thursday - Step 1 - Read the memory passage aloud, then repeat it phrase by phrase as the family says it with you. **Step 2** – Discuss this question – Why does God continuously warn them about false gods? (23:23-24, 32) **Step 3** - Have prayer time.

Friday – Step 1 - Read the memory passage aloud, then repeat it phrase by phrase as the family says it with you. **Step 2** – Discuss this question – What does verse 29 reveal about the love of God? (23:29) **Step 3** - Have prayer time.

Saturday - Take volunteers to see if anyone can quote the passage from memory. Create a plan to put the applications from this chapter into practice within your family life. Discuss the importance of the Lord's Day and why it gives honor to God when we get extra rest on Saturday night. Have prayer time.



Home Church Exodus 24

2

Sunday - Step 1

Refocused Submission (Patterned after 1 Corinthians 11:17-22)

- Begin with a prayer asking the Holy Spirit to guide each person into a worshipful attitude of surrender.

Sunday - Step 2

Inspired Instruction (Patterned after 1 Corinthians 11:23-26)

- Read the chapter. (Suggestion: Involve everyone. Take turns reading.)
- Ask each person to memorize the chapter theme by using the picture clue provided. (Suggestion: It is often helpful to have participants draw the picture clue.)
- Discuss other possible themes for the chapter. (Suggestion: Develop picture clues to go along with the other chapter themes.)

Sunday - Step 3

Convicted Application (Patterned after 1 Corinthians 11:27-32)

- Sing a song about Jesus and His love for us. (Suggestion: If you have no one who is accustomed to leading a song, find a song on the internet and have it ready so the group can sing along.)
- Explain the significance of the body and blood of Jesus being offered on the cross and have someone lead a prayer thanking God for the sacrifice of His Son.
- Pass out the unleavened bread and ask each person to take a moment of silence to examine themselves and meditate on the sacrificed body of Jesus. Do the same for the grape juice.
- If there is a current need in the church or community, participants can be encouraged to pool their money to help.
- Ask each person to explain how this Bible study impacted their life and tell of a way they plan to live it out in the coming week.

Conclusion

- Make a prayer list. Be sure to include time for offering confessions of spiritual weakness.
- Make a list of spiritual victories.
- Ask each person to be prepared next time to share a way they saw God's power at work in their life or the life of another.
- Offer a final prayer.

Memory Passage of the Week

Exodus 24:12 (ESV)

The Lord said to Moses,

"Come up to me on the mountain and wait there, that I may give you the tablets of stone, with the law and the commandment, which I have written for their instruction."

Monday – Step 1 - Read the memory passage aloud, then repeat it phrase by phrase as the family says it with you. Note: For very young members of the family, you might give them a single phrase and let them "own" it each time the passage is repeated. **Step 2** – Discuss this question – Why was blood the sign of a covenant? (24:7-8) **Step 3** - Have prayer time.

Tuesday - Step 1 - Read the memory passage aloud, then repeat it phrase by phrase as the family says it with you. **Step 2** – Discuss this question – How does this description of God compare to the description in Revelation 4:1-6? (24:9-10) **Step 3** - Have prayer time.

Wednesday - Step 1 - Read the memory passage aloud, then repeat it phrase by phrase as the family says it with you. **Step 2** – Discuss this question – Why is eating often a part of being with God? (24:11) **Step 3** - Have prayer time.

Thursday - Step 1 - Read the memory passage aloud, then repeat it phrase by phrase as the family says it with you. **Step 2** – Discuss this question – How much do you think Joshua witnessed and how might it have prepared him for the future? (24:13) **Step 3** - Have prayer time.

Friday – Step 1 - Read the memory passage aloud, then repeat it phrase by phrase as the family says it with you. **Step 2** – Discuss this question – Why is God often described in association to fire? (24:17) **Step 3** - Have prayer time.

Saturday - Take volunteers to see if anyone can quote the passage from memory. Create a plan to put the applications from this chapter into practice within your family life. Discuss the importance of the Lord's Day and why it gives honor to God when we get extra rest on Saturday night. Have prayer time.



Home Church Exodus 25

3

Sunday - Step 1

Refocused Submission (Patterned after 1 Corinthians 11:17-22)

- Begin by discussing the various areas of Christ's life that He surrendered to do the will of the Father and relate them to the areas of surrender we must develop.

Sunday - Step 2

Inspired Instruction (Patterned after 1 Corinthians 11:23-26)

- Read the chapter. (Suggestion: Involve everyone. Take turns reading.)
- Ask each person to memorize the chapter theme by using the picture clue provided. (Suggestion: It is often helpful to have participants draw the picture clue.)
- Discuss other possible themes for the chapter. (Suggestion: Develop picture clues to go along with the other chapter themes.)

Sunday - Step 3

Convicted Application (Patterned after 1 Corinthians 11:27-32)

- Ask each person to quote a favorite Bible verse and explain what it means to them.
- Explain the significance of the body and blood of Jesus being offered on the cross and have someone lead a prayer thanking God for the sacrifice of His Son.
- Pass out the unleavened bread and ask each person to take a moment of silence to examine themselves and meditate on the sacrificed body of Jesus. Do the same for the grape juice.
- If there is a current need in the church or community, participants can be encouraged to pool their money to help.
- Ask each person to explain how this Bible study impacted their life and tell of a way they plan to live it out in the coming week.

Conclusion

- Make a prayer list. Be sure to include time for offering confessions of spiritual weakness.
- Make a list of spiritual victories.
- Provide copies of the daily devotionals so everyone can continue their study of the chapter throughout the week.
- Offer a final prayer.

Memory Passage of the Week

Exodus 25:8 (ESV)

*"And let them make a sanctuary,
that I may dwell in their midst."*

Monday – Step 1 - Read the memory passage aloud, then repeat it phrase by phrase as the family says it with you. Note: For very young members of the family, you might give them a single phrase and let them "own" it each time the passage is repeated. **Step 2** – Discuss this question – Why is it important that our contributions to God are always heart felt? (25:1-2) **Step 3** - Have prayer time.

Tuesday - Step 1 - Read the memory passage aloud, then repeat it phrase by phrase as the family says it with you. **Step 2** – Discuss this question – Why does God want to be in our midst? (25:8) **Step 3** - Have prayer time.

Wednesday - Step 1 - Read the memory passage aloud, then repeat it phrase by phrase as the family says it with you. **Step 2** – Discuss this question – What is a cherub? What other heavenly creatures do we know about? (25:18-20) **Step 3** - Have prayer time.

Thursday - Step 1 - Read the memory passage aloud, then repeat it phrase by phrase as the family says it with you. **Step 2** – Discuss this question – Why does bread seem to be so significant to God? (25:23-30) **Step 3** - Have prayer time.

Friday – Step 1 - Read the memory passage aloud, then repeat it phrase by phrase as the family says it with you. **Step 2** – Discuss this question – What are some of the purposes of lamps in the Bible? (25:31-40) **Step 3** - Have prayer time.

Saturday - Take volunteers to see if anyone can quote the passage from memory. Create a plan to put the applications from this chapter into practice within your family life. Discuss the importance of the Lord's Day and why it gives honor to God when we get extra rest on Saturday night. Have prayer time.



Home Church Exodus 26

4

Sunday - Step 1

Refocused Submission (Patterned after 1 Corinthians 11:17-22)

- Begin with a period of sharing. Ask each person to tell of an area of life which needs more surrender.

Sunday - Step 2

Inspired Instruction (Patterned after 1 Corinthians 11:23-26)

- Read the chapter. (Suggestion: Involve everyone. Take turns reading.)
- Ask each person to memorize the chapter theme by using the picture clue provided. (Suggestion: It is often helpful to have participants draw the picture clue.)
- Discuss other possible themes for the chapter. (Suggestion: Develop picture clues to go along with the other chapter themes.)

Sunday - Step 3

Convicted Application (Patterned after 1 Corinthians 11:27-32)

- Before singing a song about Jesus, read the words and discuss the biblical background of those convictions.
- Explain the significance of the body and blood of Jesus being offered on the cross and have someone lead a prayer thanking God for the sacrifice of His Son.
- Pass out the unleavened bread and ask each person to take a moment of silence to examine themselves and meditate on the sacrificed body of Jesus. Do the same for the grape juice.
- If there is a current need in the church or community, participants can be encouraged to pool their money to help.
- Ask each person to explain how this Bible study impacted their life and tell of a way they plan to live it out in the coming week.

Conclusion

- Make a prayer list. Be sure to include time for offering confessions of spiritual weakness.
- Make a list of spiritual victories.
- Ask each person to be prepared to quote or read a favorite Bible verse next time, and explain what it means to them.
- Offer a final prayer.

Memory Passage of the Week

Exodus 26:31 (ESV)

"And you shall make a veil of blue and purple and scarlet yarns and fine twined linen. It shall be made with cherubim skillfully worked into it."

Monday – Step 1 - Read the memory passage aloud, then repeat it phrase by phrase as the family says it with you. Note: For very young members of the family, you might give them a single phrase and let them "own" it each time the passage is repeated. **Step 2** – Discuss this question – Why were loops and clasps important to mobile tent structure? (26:1-6) **Step 3** - Have prayer time.

Tuesday – Step 1 - Read the memory passage aloud, then repeat it phrase by phrase as the family says it with you. **Step 2** – Discuss this question – Why do you think they were instructed to use goats hair? (26:7) **Step 3** - Have prayer time.

Wednesday – Step 1 - Read the memory passage aloud, then repeat it phrase by phrase as the family says it with you. **Step 2** – Discuss this question – Why was it important to have the most holy place separate? (26:33) **Step 3** - Have prayer time.

Thursday – Step 1 - Read the memory passage aloud, then repeat it phrase by phrase as the family says it with you. **Step 2** – Discuss this question – What was the purpose of the mercy seat? (26:34) **Step 3** - Have prayer time.

Friday – Step 1 - Read the memory passage aloud, then repeat it phrase by phrase as the family says it with you. **Step 2** – Discuss this question – Why do you think God was so specific about the placement of furniture? (26:35) **Step 3** - Have prayer time.

Saturday - Take volunteers to see if anyone can quote the passage from memory. Create a plan to put the applications from this chapter into practice within your family life. Discuss the importance of the Lord's Day and why it gives honor to God when we get extra rest on Saturday night. Have prayer time.



Home Church Exodus 27

1

Sunday - Step 1

Refocused Submission (Patterned after 1 Corinthians 11:17-22)

- Ask each person to share a way they saw God's power at work in their life or the life of another.

Sunday - Step 2

Inspired Instruction (Patterned after 1 Corinthians 11:23-26)

- Read the chapter. (Suggestion: Involve everyone. Take turns reading.)
- Ask each person to memorize the chapter theme by using the picture clue provided. (Suggestion: It is often helpful to have participants draw the picture clue.)
- Discuss other possible themes for the chapter. (Suggestion: Develop picture clues to go along with the other chapter themes.)

Sunday - Step 3

Convicted Application (Patterned after 1 Corinthians 11:27-32)

- Ask each person to quote a favorite Bible verse and explain what it means to them.
- Explain the significance of the body and blood of Jesus being offered on the cross and have someone lead a prayer thanking God for the sacrifice of His Son.
- Pass out the unleavened bread and ask each person to take a moment of silence to examine themselves and meditate on the sacrificed body of Jesus. Do the same for the grape juice.
- If there is a current need in the church or community, participants can be encouraged to pool their money to help.
- Ask each person to explain how this Bible study impacted their life and tell of a way they plan to live it out in the coming week.

Conclusion

- Make a prayer list. Be sure to include time for offering confessions of spiritual weakness.
- Make a list of spiritual victories.
- Provide copies of the daily devotionals so everyone can continue their study of the chapter throughout the week.
- Offer a final prayer.

Memory Passage of the Week

Exodus 27:1 (ESV)

*"You shall make the altar of acacia wood,
five cubits long and five cubits broad.
The altar shall be square,
and its height shall be three cubits."*

Monday – Step 1 - Read the memory passage aloud, then repeat it phrase by phrase as the family says it with you. **Note:** For very young members of the family, you might give them a single phrase and let them "own" it each time the passage is repeated. **Step 2** – Discuss this question – Why do you think God wanted horns on the altar? (27:2) **Step 3** - Have prayer time.

Tuesday - Step 1 - Read the memory passage aloud, then repeat it phrase by phrase as the family says it with you. **Step 2** – Discuss this question – What was the purpose for all the utensils? (27:3) **Step 3** - Have prayer time.

Wednesday - Step 1 - Read the memory passage aloud, then repeat it phrase by phrase as the family says it with you. **Step 2** – Discuss this question – What does verse 8 tell us about the specifics not recorded within the Bible? (27:8) **Step 3** - Have prayer time.

Thursday - Step 1 - Read the memory passage aloud, then repeat it phrase by phrase as the family says it with you. **Step 2** – Discuss this question – Why was the tabernacle made with so many curtains? (27:9-18) **Step 3** - Have prayer time.

Friday – Step 1 - Read the memory passage aloud, then repeat it phrase by phrase as the family says it with you. **Step 2** – Discuss this question – Can you think of other times in the Bible that olive oil was important? (27:20) **Step 3** - Have prayer time.

Saturday - Take volunteers to see if anyone can quote the passage from memory. Create a plan to put the applications from this chapter into practice within your family life. Discuss the importance of the Lord's Day and why it gives honor to God when we get extra rest on Saturday night. Have prayer time.



Home Church Exodus 28

2

Sunday - Step 1

Refocused Submission (Patterned after 1 Corinthians 11:17-22)

- Begin with a prayer asking the Holy Spirit to guide each person into a worshipful attitude of surrender.

Sunday - Step 2

Inspired Instruction (Patterned after 1 Corinthians 11:23-26)

- Read the chapter. (Suggestion: Involve everyone. Take turns reading.)
- Ask each person to memorize the chapter theme by using the picture clue provided. (Suggestion: It is often helpful to have participants draw the picture clue.)
- Discuss other possible themes for the chapter. (Suggestion: Develop picture clues to go along with the other chapter themes.)

Sunday - Step 3

Convicted Application (Patterned after 1 Corinthians 11:27-32)

- Sing a song about Jesus and His love for us. (Suggestion: If you have no one who is accustomed to leading a song, find a song on the internet and have it ready so the group can sing along.)
- Explain the significance of the body and blood of Jesus being offered on the cross and have someone lead a prayer thanking God for the sacrifice of His Son.
- Pass out the unleavened bread and ask each person to take a moment of silence to examine themselves and meditate on the sacrificed body of Jesus. Do the same for the grape juice.
- If there is a current need in the church or community, participants can be encouraged to pool their money to help.
- Ask each person to explain how this Bible study impacted their life and tell of a way they plan to live it out in the coming week.

Conclusion

- Make a prayer list. Be sure to include time for offering confessions of spiritual weakness.
- Make a list of spiritual victories.
- Ask each person to be prepared next time to share a way they saw God's power at work in their life or the life of another.
- Offer a final prayer.

Memory Passage of the Week

Exodus 28:3 (ESV)

*You shall speak to all the skillful,
whom I have filled with a spirit of skill,
that they make Aaron's garments
to consecrate him for my priesthood.*

Monday – Step 1 - Read the memory passage aloud, then repeat it phrase by phrase as the family says it with you. Note: For very young members of the family, you might give them a single phrase and let them “own” it each time the passage is repeated. **Step 2** – Discuss this question – What special spirit of skill has God given you? (28:3) **Step 3** - Have prayer time.

Tuesday - Step 1 - Read the memory passage aloud, then repeat it phrase by phrase as the family says it with you. **Step 2** – Discuss this question – What is the significance of the two stones being born on Aaron's shoulders? (28:12) **Step 3** - Have prayer time.

Wednesday - Step 1 - Read the memory passage aloud, then repeat it phrase by phrase as the family says it with you. **Step 2** – Discuss this question – What might be the significance of each tribe having its own type of gem? (28:17-20) **Step 3** - Have prayer time.

Thursday - Step 1 - Read the memory passage aloud, then repeat it phrase by phrase as the family says it with you. **Step 2** – Discuss this question – What is the significance of the twelve stones being born over Aaron's heart? (28:29) **Step 3** - Have prayer time.

Friday – Step 1 - Read the memory passage aloud, then repeat it phrase by phrase as the family says it with you. **Step 2** – Discuss this question – What was the purpose of the bells on the hem? (28:33-35) **Step 3** - Have prayer time.

Saturday - Take volunteers to see if anyone can quote the passage from memory. Create a plan to put the applications from this chapter into practice within your family life. Discuss the importance of the Lord's Day and why it gives honor to God when we get extra rest on Saturday night. Have prayer time.



Home Church Exodus 29

3

Sunday - Step 1

Refocused Submission (Patterned after 1 Corinthians 11:17-22)

- Begin by discussing the various areas of Christ's life that He surrendered to do the will of the Father and relate them to the areas of surrender we must develop.

Sunday - Step 2

Inspired Instruction (Patterned after 1 Corinthians 11:23-26)

- Read the chapter. (Suggestion: Involve everyone. Take turns reading.)
- Ask each person to memorize the chapter theme by using the picture clue provided. (Suggestion: It is often helpful to have participants draw the picture clue.)
- Discuss other possible themes for the chapter. (Suggestion: Develop picture clues to go along with the other chapter themes.)

Sunday - Step 3

Convicted Application (Patterned after 1 Corinthians 11:27-32)

- Ask each person to quote a favorite Bible verse and explain what it means to them.
- Explain the significance of the body and blood of Jesus being offered on the cross and have someone lead a prayer thanking God for the sacrifice of His Son.
- Pass out the unleavened bread and ask each person to take a moment of silence to examine themselves and meditate on the sacrificed body of Jesus. Do the same for the grape juice.
- If there is a current need in the church or community, participants can be encouraged to pool their money to help.
- Ask each person to explain how this Bible study impacted their life and tell of a way they plan to live it out in the coming week.

Conclusion

- Make a prayer list. Be sure to include time for offering confessions of spiritual weakness.
- Make a list of spiritual victories.
- Provide copies of the daily devotionals so everyone can continue their study of the chapter throughout the week.
- Offer a final prayer.

Memory Passage of the Week

Exodus 29:35 (ESV)

"Thus you shall do to Aaron and to his sons, according to all that I have commanded you. Through seven days shall you ordain them..."

Monday – Step 1 - Read the memory passage aloud, then repeat it phrase by phrase as the family says it with you. Note: For very young members of the family, you might give them a single phrase and let them "own" it each time the passage is repeated. **Step 2** – Discuss this question – Why was yeast to be avoided? (29:2, 23) **Step 3** - Have prayer time.

Tuesday – Step 1 - Read the memory passage aloud, then repeat it phrase by phrase as the family says it with you. **Step 2** – Discuss this question – Why was blood so important to the sanctification of the tabernacle? (29:12, 16, 19-21) **Step 3** - Have prayer time.

Wednesday – Step 1 - Read the memory passage aloud, then repeat it phrase by phrase as the family says it with you. **Step 2** – Discuss this question – What was the significance of waving the bread? (29:24) **Step 3** - Have prayer time.

Thursday – Step 1 - Read the memory passage aloud, then repeat it phrase by phrase as the family says it with you. **Step 2** – Discuss this question – Why did it take 7 days to make atonement and consecrate the altar? (29:37) **Step 3** - Have prayer time.

Friday – Step 1 - Read the memory passage aloud, then repeat it phrase by phrase as the family says it with you. **Step 2** – Discuss this question – Why did there need to be so much preparation for God to dwell among them? (29:44-46) **Step 3** - Have prayer time.

Saturday - Take volunteers to see if anyone can quote the passage from memory. Create a plan to put the applications from this chapter into practice within your family life. Discuss the importance of the Lord's Day and why it gives honor to God when we get extra rest on Saturday night. Have prayer time.



Home Church Exodus 30

4

Sunday - Step 1

Refocused Submission (Patterned after 1 Corinthians 11:17-22)

- Begin with a period of sharing. Ask each person to tell of an area of life which needs more surrender.

Sunday - Step 2

Inspired Instruction (Patterned after 1 Corinthians 11:23-26)

- Read the chapter. (Suggestion: Involve everyone. Take turns reading.)
- Ask each person to memorize the chapter theme by using the picture clue provided. (Suggestion: It is often helpful to have participants draw the picture clue.)
- Discuss other possible themes for the chapter. (Suggestion: Develop picture clues to go along with the other chapter themes.)

Sunday - Step 3

Convicted Application (Patterned after 1 Corinthians 11:27-32)

- Before singing a song about Jesus, read the words and discuss the biblical background of those convictions.
- Explain the significance of the body and blood of Jesus being offered on the cross and have someone lead a prayer thanking God for the sacrifice of His Son.
- Pass out the unleavened bread and ask each person to take a moment of silence to examine themselves and meditate on the sacrificed body of Jesus. Do the same for the grape juice.
- If there is a current need in the church or community, participants can be encouraged to pool their money to help.
- Ask each person to explain how this Bible study impacted their life and tell of a way they plan to live it out in the coming week.

Conclusion

- Make a prayer list. Be sure to include time for offering confessions of spiritual weakness.
- Make a list of spiritual victories.
- Ask each person to be prepared to quote or read a favorite Bible verse next time, and explain what it means to them.
- Offer a final prayer.

Memory Passage of the Week

Exodus 30:18 (ESV)

"You shall also make a basin of bronze, with its stand of bronze, for washing.

You shall put it between the tent of meeting and the altar, and you shall put water in it..."

Monday – Step 1 - Read the memory passage aloud, then repeat it phrase by phrase as the family says it with you. Note: For very young members of the family, you might give them a single phrase and let them "own" it each time the passage is repeated. **Step 2** – Discuss this question – Why are smells important to God? (30:6-8) **Step 3** - Have prayer time.


Tuesday – Step 1 - Read the memory passage aloud, then repeat it phrase by phrase as the family says it with you. **Step 2** – Discuss this question – Why were the rich and the poor to give the same amount? (30:11-16) **Step 3** - Have prayer time.

Wednesday – Step 1 - Read the memory passage aloud, then repeat it phrase by phrase as the family says it with you. **Step 2** – Discuss this question – What New Testament command is similar to the command to wash in the basin? (30:17-21) **Step 3** - Have prayer time.

Thursday – Step 1 - Read the memory passage aloud, then repeat it phrase by phrase as the family says it with you. **Step 2** – Discuss this question – Why was oil used for consecration? (30:22-33) **Step 3** - Have prayer time.

Friday – Step 1 - Read the memory passage aloud, then repeat it phrase by phrase as the family says it with you. **Step 2** – Discuss this question – Why was it important that this smell not be duplicated for other things? (30:38) **Step 3** - Have prayer time.

Saturday - Take volunteers to see if anyone can quote the passage from memory. Create a plan to put the applications from this chapter into practice within your family life. Discuss the importance of the Lord's Day and why it gives honor to God when we get extra rest on Saturday night. Have prayer time.



Home Church Exodus 31

¹

Sunday - Step 1

Refocused Submission (Patterned after 1 Corinthians 11:17-22)

- Ask each person to share a way they saw God's power at work in their life or the life of another.

Sunday - Step 2

Inspired Instruction (Patterned after 1 Corinthians 11:23-26)

- Read the chapter. (Suggestion: Involve everyone. Take turns reading.)
- Ask each person to memorize the chapter theme by using the picture clue provided. (Suggestion: It is often helpful to have participants draw the picture clue.)
- Discuss other possible themes for the chapter. (Suggestion: Develop picture clues to go along with the other chapter themes.)

Sunday - Step 3

Convicted Application (Patterned after 1 Corinthians 11:27-32)

- Ask each person to quote a favorite Bible verse and explain what it means to them.
- Explain the significance of the body and blood of Jesus being offered on the cross and have someone lead a prayer thanking God for the sacrifice of His Son.
- Pass out the unleavened bread and ask each person to take a moment of silence to examine themselves and meditate on the sacrificed body of Jesus. Do the same for the grape juice.
- If there is a current need in the church or community, participants can be encouraged to pool their money to help.
- Ask each person to explain how this Bible study impacted their life and tell of a way they plan to live it out in the coming week.

Conclusion

- Make a prayer list. Be sure to include time for offering confessions of spiritual weakness.
- Make a list of spiritual victories.
- Provide copies of the daily devotionals so everyone can continue their study of the chapter throughout the week.
- Offer a final prayer.

Memory Passage of the Week

Exodus 31:3 (ESV)

*"I have filled him with the Spirit of God,
with ability and intelligence,
with knowledge and all craftsmanship..."*

Monday – Step 1 - Read the memory passage aloud, then repeat it phrase by phrase as the family says it with you. Note: For very young members of the family, you might give them a single phrase and let them "own" it each time the passage is repeated. **Step 2** – Discuss this question – What special gifts has God given you? (31:1-3) **Step 3** - Have prayer time.


Tuesday - Step 1 - Read the memory passage aloud, then repeat it phrase by phrase as the family says it with you. **Step 2** – Discuss this question – Why was it important to list certain names of those God had gifted? (31:1-11) **Step 3** - Have prayer time.

Wednesday - Step 1 - Read the memory passage aloud, then repeat it phrase by phrase as the family says it with you. **Step 2** – Discuss this question – In what way were the Sabbaths a sign between God and His people? (31:12-13) **Step 3** - Have prayer time.

Thursday - Step 1 - Read the memory passage aloud, then repeat it phrase by phrase as the family says it with you. **Step 2** – Discuss this question – Why did God assign such a strong penalty to those who violated the Sabbath laws? (31:14) **Step 3** - Have prayer time.

Friday – Step 1 - Read the memory passage aloud, then repeat it phrase by phrase as the family says it with you. **Step 2** – Discuss this question – How might it have affected you to know it was God's finger that wrote on stone? (31:18) **Step 3** - Have prayer time.

Saturday - Take volunteers to see if anyone can quote the passage from memory. Create a plan to put the applications from this chapter into practice within your family life. Discuss the importance of the Lord's Day and why it gives honor to God when we get extra rest on Saturday night. Have prayer time.



Home Church Exodus 32

2

Sunday - Step 1

Refocused Submission (Patterned after 1 Corinthians 11:17-22)

- Begin with a prayer asking the Holy Spirit to guide each person into a worshipful attitude of surrender.

Sunday - Step 2

Inspired Instruction (Patterned after 1 Corinthians 11:23-26)

- Read the chapter. (Suggestion: Involve everyone. Take turns reading.)
- Ask each person to memorize the chapter theme by using the picture clue provided. (Suggestion: It is often helpful to have participants draw the picture clue.)
- Discuss other possible themes for the chapter. (Suggestion: Develop picture clues to go along with the other chapter themes.)

Sunday - Step 3

Convicted Application (Patterned after 1 Corinthians 11:27-32)

- Sing a song about Jesus and His love for us. (Suggestion: If you have no one who is accustomed to leading a song, find a song on the internet and have it ready so the group can sing along.)
- Explain the significance of the body and blood of Jesus being offered on the cross and have someone lead a prayer thanking God for the sacrifice of His Son.
- Pass out the unleavened bread and ask each person to take a moment of silence to examine themselves and meditate on the sacrificed body of Jesus. Do the same for the grape juice.
- If there is a current need in the church or community, participants can be encouraged to pool their money to help.
- Ask each person to explain how this Bible study impacted their life and tell of a way they plan to live it out in the coming week.

Conclusion

- Make a prayer list. Be sure to include time for offering confessions of spiritual weakness.
- Make a list of spiritual victories.
- Ask each person to be prepared next time to share a way they saw God's power at work in their life or the life of another.
- Offer a final prayer.

Memory Passage of the Week

Exodus 32:4 (ESV)

And he received the gold from their hand and fashioned it with a graving tool and made a golden calf. And they said, "These are your gods, O Israel, who brought you up out of the land of Egypt!"

Monday – Step 1 - Read the memory passage aloud, then repeat it phrase by phrase as the family says it with you. Note: For very young members of the family, you might give them a single phrase and let them "own" it each time the passage is repeated. **Step 2** – Discuss this question – Why does a lack of leadership often prompt followers to make foolish decisions? (32:1) **Step 3** - Have prayer time.


Tuesday – Step 1 - Read the memory passage aloud, then repeat it phrase by phrase as the family says it with you. **Step 2** – Discuss this question – Did God change His mind? What are the applications to our prayer life? (32:14) **Step 3** - Have prayer time.

Wednesday – Step 1 - Read the memory passage aloud, then repeat it phrase by phrase as the family says it with you. **Step 2** – Discuss this question – Was this an appropriate punishment for their sin? (32:20) **Step 3** - Have prayer time.

Thursday – Step 1 - Read the memory passage aloud, then repeat it phrase by phrase as the family says it with you. **Step 2** – Discuss this question – Why was it important that the sons of Levi initiate the cleansing? (32:25-29) **Step 3** - Have prayer time.

Friday – Step 1 - Read the memory passage aloud, then repeat it phrase by phrase as the family says it with you. **Step 2** – Discuss this question – How great a statement was it for Moses to ask this of the Lord? (32:32) **Step 3** - Have prayer time.

Saturday - Take volunteers to see if anyone can quote the passage from memory. Create a plan to put the applications from this chapter into practice within your family life. Discuss the importance of the Lord's Day and why it gives honor to God when we get extra rest on Saturday night. Have prayer time.



Home Church Exodus 33

3

Sunday - Step 1

Refocused Submission (Patterned after 1 Corinthians 11:17-22)

- Begin by discussing the various areas of Christ's life that He surrendered to do the will of the Father and relate them to the areas of surrender we must develop.

Sunday - Step 2

Inspired Instruction (Patterned after 1 Corinthians 11:23-26)

- Read the chapter. (Suggestion: Involve everyone. Take turns reading.)
- Ask each person to memorize the chapter theme by using the picture clue provided. (Suggestion: It is often helpful to have participants draw the picture clue.)
- Discuss other possible themes for the chapter. (Suggestion: Develop picture clues to go along with the other chapter themes.)

Sunday - Step 3

Convicted Application (Patterned after 1 Corinthians 11:27-32)

- Ask each person to quote a favorite Bible verse and explain what it means to them.
- Explain the significance of the body and blood of Jesus being offered on the cross and have someone lead a prayer thanking God for the sacrifice of His Son.
- Pass out the unleavened bread and ask each person to take a moment of silence to examine themselves and meditate on the sacrificed body of Jesus. Do the same for the grape juice.
- If there is a current need in the church or community, participants can be encouraged to pool their money to help.
- Ask each person to explain how this Bible study impacted their life and tell of a way they plan to live it out in the coming week.

Conclusion

- Make a prayer list. Be sure to include time for offering confessions of spiritual weakness.
- Make a list of spiritual victories.
- Provide copies of the daily devotionals so everyone can continue their study of the chapter throughout the week.
- Offer a final prayer.

Memory Passage of the Week

Exodus 33:23 (ESV)

*"Then I will take away my hand,
and you shall see my back,
but my face shall not be seen."*

Monday – Step 1 - Read the memory passage aloud, then repeat it phrase by phrase as the family says it with you.

Note: For very young members of the family, you might give them a single phrase and let them "own" it each time the passage is repeated. **Step 2** – Discuss this question – Why would the phrase "flowing with milk and honey" sound so appealing? (33:3) **Step 3** - Have prayer time.

Tuesday – Step 1 - Read the memory passage aloud, then repeat it phrase by phrase as the family says it with you.

Step 2 – Discuss this question – Why would the removal of jewelry reflect sorrow? (33:4-6) **Step 3** - Have prayer time.

Wednesday – Step 1 - Read the memory passage aloud, then repeat it phrase by phrase as the family says it with you. **Step 2** – Discuss this question – How sweet would it be to speak to God as a friend? How can we do that today? (33:11) **Step 3** - Have prayer time.

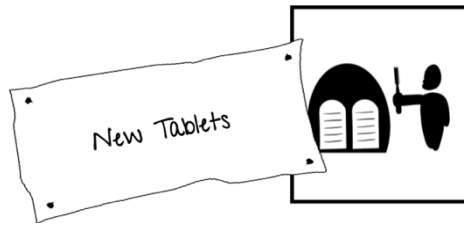
Thursday – Step 1 - Read the memory passage aloud, then repeat it phrase by phrase as the family says it with you.

Step 2 – Discuss this question – Why would it have been deadly for a man to see the face of God? (33:20) **Step 3** - Have prayer time.

Friday – Step 1 - Read the memory passage aloud, then repeat it phrase by phrase as the family says it with you.

Step 2 – Discuss this question – Do you ever feel God place His hand over you? When? How does it feel? (33:21-22) **Step 3** - Have prayer time.

Saturday - Take volunteers to see if anyone can quote the passage from memory. Create a plan to put the applications from this chapter into practice within your family life. Discuss the importance of the Lord's Day and why it gives honor to God when we get extra rest on Saturday night. Have prayer time.



Home Church Exodus 34

4

Sunday - Step 1

Refocused Submission (Patterned after 1 Corinthians 11:17-22)

- Begin with a period of sharing. Ask each person to tell of an area of life which needs more surrender.

Sunday - Step 2

Inspired Instruction (Patterned after 1 Corinthians 11:23-26)

- Read the chapter. (Suggestion: Involve everyone. Take turns reading.)
- Ask each person to memorize the chapter theme by using the picture clue provided. (Suggestion: It is often helpful to have participants draw the picture clue.)
- Discuss other possible themes for the chapter. (Suggestion: Develop picture clues to go along with the other chapter themes.)

Sunday - Step 3

Convicted Application (Patterned after 1 Corinthians 11:27-32)

- Before singing a song about Jesus, read the words and discuss the biblical background of those convictions.
- Explain the significance of the body and blood of Jesus being offered on the cross and have someone lead a prayer thanking God for the sacrifice of His Son.
- Pass out the unleavened bread and ask each person to take a moment of silence to examine themselves and meditate on the sacrificed body of Jesus. Do the same for the grape juice.
- If there is a current need in the church or community, participants can be encouraged to pool their money to help.
- Ask each person to explain how this Bible study impacted their life and tell of a way they plan to live it out in the coming week.

Conclusion

- Make a prayer list. Be sure to include time for offering confessions of spiritual weakness.
- Make a list of spiritual victories.
- Ask each person to be prepared to quote or read a favorite Bible verse next time, and explain what it means to them.
- Offer a final prayer.

Memory Passage of the Week

Exodus 34:1 (ESV)

The Lord said to Moses,

"Cut for yourself two tablets of stone like the first, and I will write on the tablets the words that were on the first tablets, which you broke.

Monday – Step 1 - Read the memory passage aloud, then repeat it phrase by phrase as the family says it with you. Note: For very young members of the family, you might give them a single phrase and let them "own" it each time the passage is repeated. **Step 2** – Discuss this question – Who wrote on the tablets of stone the second time? (34:1, 28) **Step 3** - Have prayer time.


Tuesday - Step 1 - Read the memory passage aloud, then repeat it phrase by phrase as the family says it with you. **Step 2** – Discuss this question – Why did God want His commands written on stone? Did they not have other materials to write on? (34:4) **Step 3** - Have prayer time.

Wednesday - Step 1 - Read the memory passage aloud, then repeat it phrase by phrase as the family says it with you. **Step 2** – Discuss this question – Why was it so important to God that they thoroughly purge the new land and not make covenants with the people of that land? (34:11-16) **Step 3** - Have prayer time.

Thursday - Step 1 - Read the memory passage aloud, then repeat it phrase by phrase as the family says it with you. **Step 2** – Discuss this question – What was the purpose of the command not to boil a young goat in its mother's milk? (34:26) **Step 3** - Have prayer time.

Friday – Step 1 - Read the memory passage aloud, then repeat it phrase by phrase as the family says it with you. **Step 2** – Discuss this question – Why do you think God made Moses' face shine? (34:29-35) **Step 3** - Have prayer time.

Saturday - Take volunteers to see if anyone can quote the passage from memory. Create a plan to put the applications from this chapter into practice within your family life. Discuss the importance of the Lord's Day and why it gives honor to God when we get extra rest on Saturday night. Have prayer time.



Home Church Exodus 35

¹

Sunday - Step 1

Refocused Submission (Patterned after 1 Corinthians 11:17-22)

- Ask each person to share a way they saw God's power at work in their life or the life of another.

Sunday - Step 2

Inspired Instruction (Patterned after 1 Corinthians 11:23-26)

- Read the chapter. (Suggestion: Involve everyone. Take turns reading.)
- Ask each person to memorize the chapter theme by using the picture clue provided. (Suggestion: It is often helpful to have participants draw the picture clue.)
- Discuss other possible themes for the chapter. (Suggestion: Develop picture clues to go along with the other chapter themes.)

Sunday - Step 3

Convicted Application (Patterned after 1 Corinthians 11:27-32)

- Ask each person to quote a favorite Bible verse and explain what it means to them.
- Explain the significance of the body and blood of Jesus being offered on the cross and have someone lead a prayer thanking God for the sacrifice of His Son.
- Pass out the unleavened bread and ask each person to take a moment of silence to examine themselves and meditate on the sacrificed body of Jesus. Do the same for the grape juice.
- If there is a current need in the church or community, participants can be encouraged to pool their money to help.
- Ask each person to explain how this Bible study impacted their life and tell of a way they plan to live it out in the coming week.

Conclusion

- Make a prayer list. Be sure to include time for offering confessions of spiritual weakness.
- Make a list of spiritual victories.
- Provide copies of the daily devotionals so everyone can continue their study of the chapter throughout the week.
- Offer a final prayer.

Memory Passage of the Week

Exodus 35:5 (ESV)

Take from among you a contribution to the Lord.

*Whoever is of a generous heart,
let him bring the Lord's contribution...*

Monday – Step 1 - Read the memory passage aloud, then repeat it phrase by phrase as the family says it with you. Note: For very young members of the family, you might give them a single phrase and let them "own" it each time the passage is repeated. **Step 2** – Discuss this question – How would they stay warm on the Sabbath? (35:1-3) **Step 3** - Have prayer time.

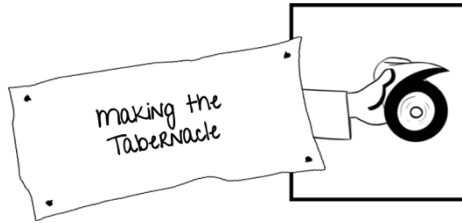
Tuesday – Step 1 - Read the memory passage aloud, then repeat it phrase by phrase as the family says it with you. **Step 2** – Discuss this question – Why is it always important to have a generous heart when giving to the Lord? (35:5) **Step 3** - Have prayer time.

Wednesday – Step 1 - Read the memory passage aloud, then repeat it phrase by phrase as the family says it with you. **Step 2** – Discuss this question – How does a willing heart make a gift truly a gift? (35:21-29) **Step 3** - Have prayer time.

Thursday – Step 1 - Read the memory passage aloud, then repeat it phrase by phrase as the family says it with you. **Step 2** – Discuss this question – How validated do you think these women felt? (35:25-26) **Step 3** - Have prayer time.

Friday – Step 1 - Read the memory passage aloud, then repeat it phrase by phrase as the family says it with you. **Step 2** – Discuss this question – What does it feel like to have a special talent that is used for the Lord? (34:30-35) **Step 3** - Have prayer time.

Saturday - Take volunteers to see if anyone can quote the passage from memory. Create a plan to put the applications from this chapter into practice within your family life. Discuss the importance of the Lord's Day and why it gives honor to God when we get extra rest on Saturday night. Have prayer time.



Home Church Exodus 36

2

Sunday - Step 1

Refocused Submission (Patterned after 1 Corinthians 11:17-22)

- Begin with a prayer asking the Holy Spirit to guide each person into a worshipful attitude of surrender.

Sunday - Step 2

Inspired Instruction (Patterned after 1 Corinthians 11:23-26)

- Read the chapter. (Suggestion: Involve everyone. Take turns reading.)
- Ask each person to memorize the chapter theme by using the picture clue provided. (Suggestion: It is often helpful to have participants draw the picture clue.)
- Discuss other possible themes for the chapter. (Suggestion: Develop picture clues to go along with the other chapter themes.)

Sunday - Step 3

Convicted Application (Patterned after 1 Corinthians 11:27-32)

- Sing a song about Jesus and His love for us. (Suggestion: If you have no one who is accustomed to leading a song, find a song on the internet and have it ready so the group can sing along.)
- Explain the significance of the body and blood of Jesus being offered on the cross and have someone lead a prayer thanking God for the sacrifice of His Son.
- Pass out the unleavened bread and ask each person to take a moment of silence to examine themselves and meditate on the sacrificed body of Jesus. Do the same for the grape juice.
- If there is a current need in the church or community, participants can be encouraged to pool their money to help.
- Ask each person to explain how this Bible study impacted their life and tell of a way they plan to live it out in the coming week.

Conclusion

- Make a prayer list. Be sure to include time for offering confessions of spiritual weakness.
- Make a list of spiritual victories.
- Ask each person to be prepared next time to share a way they saw God's power at work in their life or the life of another.
- Offer a final prayer.

Memory Passage of the Week

Exodus 36:2 (ESV)

*And Moses called Bezalel and Oholiab
and every craftsman in whose mind the Lord had put skill,
everyone whose heart stirred him up
to come to do the work.*

Monday – Step 1 - Read the memory passage aloud, then repeat it phrase by phrase as the family says it with you. Note: For very young members of the family, you might give them a single phrase and let them “own” it each time the passage is repeated. **Step 2** – Discuss this question – How often do you hear of people giving too much? Why? (36:2-7) **Step 3** - Have prayer time.


Tuesday – Step 1 - Read the memory passage aloud, then repeat it phrase by phrase as the family says it with you. **Step 2** – Discuss this question – Why did they use curtains and not walls? (36:8-19) **Step 3** - Have prayer time.

Wednesday – Step 1 - Read the memory passage aloud, then repeat it phrase by phrase as the family says it with you. **Step 2** – Discuss this question – How is verse 18 like a description of the church? (36:18) **Step 3** - Have prayer time.

Thursday – Step 1 - Read the memory passage aloud, then repeat it phrase by phrase as the family says it with you. **Step 2** – Discuss this question – How much organization would it have taken to reassemble the tabernacle at each stop? (36:20-34) **Step 3** - Have prayer time.

Friday – Step 1 - Read the memory passage aloud, then repeat it phrase by phrase as the family says it with you. **Step 2** – Discuss this question – Why was the veil extra special? (36:35-36) **Step 3** - Have prayer time.

Saturday - Take volunteers to see if anyone can quote the passage from memory. Create a plan to put the applications from this chapter into practice within your family life. Discuss the importance of the Lord's Day and why it gives honor to God when we get extra rest on Saturday night. Have prayer time.



Home Church Exodus 37

3

Sunday - Step 1

Refocused Submission (Patterned after 1 Corinthians 11:17-22)

- Begin by discussing the various areas of Christ's life that He surrendered to do the will of the Father and relate them to the areas of surrender we must develop.

Sunday - Step 2

Inspired Instruction (Patterned after 1 Corinthians 11:23-26)

- Read the chapter. (Suggestion: Involve everyone. Take turns reading.)
- Ask each person to memorize the chapter theme by using the picture clue provided. (Suggestion: It is often helpful to have participants draw the picture clue.)
- Discuss other possible themes for the chapter. (Suggestion: Develop picture clues to go along with the other chapter themes.)

Sunday - Step 3

Convicted Application (Patterned after 1 Corinthians 11:27-32)

- Ask each person to quote a favorite Bible verse and explain what it means to them.
- Explain the significance of the body and blood of Jesus being offered on the cross and have someone lead a prayer thanking God for the sacrifice of His Son.
- Pass out the unleavened bread and ask each person to take a moment of silence to examine themselves and meditate on the sacrificed body of Jesus. Do the same for the grape juice.
- If there is a current need in the church or community, participants can be encouraged to pool their money to help.
- Ask each person to explain how this Bible study impacted their life and tell of a way they plan to live it out in the coming week.

Conclusion

- Make a prayer list. Be sure to include time for offering confessions of spiritual weakness.
- Make a list of spiritual victories.
- Provide copies of the daily devotionals so everyone can continue their study of the chapter throughout the week.
- Offer a final prayer.

Memory Passage of the Week

Exodus 37:1 (ESV)

*Bezalel made the ark of acacia wood.
Two cubits and a half was its length,
a cubit and a half its breadth,
and a cubit and a half its height.*

Monday – Step 1 - Read the memory passage aloud, then repeat it phrase by phrase as the family says it with you. Note: For very young members of the family, you might give them a single phrase and let them "own" it each time the passage is repeated. **Step 2** – Discuss this question – If Bezalel could know how important the ark would be in days to come, how do you think he would have felt? (37:1-9) **Step 3** - Have prayer time.

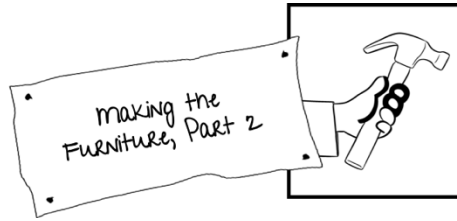
Tuesday - Step 1 - Read the memory passage aloud, then repeat it phrase by phrase as the family says it with you. **Step 2** – Discuss this question – What was the purpose of the table? (37:10-16) **Step 3** - Have prayer time.

Wednesday - Step 1 - Read the memory passage aloud, then repeat it phrase by phrase as the family says it with you. **Step 2** – Discuss this question – How difficult might it have been to make such a detailed piece of furniture out in the desert? (37:17-24) **Step 3** - Have prayer time.

Thursday - Step 1 - Read the memory passage aloud, then repeat it phrase by phrase as the family says it with you. **Step 2** – Discuss this question – Why were there seven branches on the lampstand? (37:18) **Step 3** - Have prayer time.

Friday – Step 1 - Read the memory passage aloud, then repeat it phrase by phrase as the family says it with you. **Step 2** – Discuss this question – Why was the anointing oil and the incense so important to God? (37:25-29) **Step 3** - Have prayer time.

Saturday - Take volunteers to see if anyone can quote the passage from memory. Create a plan to put the applications from this chapter into practice within your family life. Discuss the importance of the Lord's Day and why it gives honor to God when we get extra rest on Saturday night. Have prayer time.



Home Church Exodus 38

4

Sunday - Step 1

Refocused Submission (Patterned after 1 Corinthians 11:17-22)

- Begin with a period of sharing. Ask each person to tell of an area of life which needs more surrender.

Sunday - Step 2

Inspired Instruction (Patterned after 1 Corinthians 11:23-26)

- Read the chapter. (Suggestion: Involve everyone. Take turns reading.)
- Ask each person to memorize the chapter theme by using the picture clue provided. (Suggestion: It is often helpful to have participants draw the picture clue.)
- Discuss other possible themes for the chapter. (Suggestion: Develop picture clues to go along with the other chapter themes.)

Sunday - Step 3

Convicted Application (Patterned after 1 Corinthians 11:27-32)

- Before singing a song about Jesus, read the words and discuss the biblical background of those convictions.
- Explain the significance of the body and blood of Jesus being offered on the cross and have someone lead a prayer thanking God for the sacrifice of His Son.
- Pass out the unleavened bread and ask each person to take a moment of silence to examine themselves and meditate on the sacrificed body of Jesus. Do the same for the grape juice.
- If there is a current need in the church or community, participants can be encouraged to pool their money to help.
- Ask each person to explain how this Bible study impacted their life and tell of a way they plan to live it out in the coming week.

Conclusion

- Make a prayer list. Be sure to include time for offering confessions of spiritual weakness.
- Make a list of spiritual victories.
- Ask each person to be prepared to quote or read a favorite Bible verse next time, and explain what it means to them.
- Offer a final prayer.

Memory Passage of the Week

Exodus 38:21 (ESV)

These are the records of the tabernacle, the tabernacle of the testimony, as they were recorded at the commandment of Moses, the responsibility of the Levites under the direction of Ithamar the son of Aaron the priest.

Monday – Step 1 - Read the memory passage aloud, then repeat it phrase by phrase as the family says it with you. **Note:** For very young members of the family, you might give them a single phrase and let them “own” it each time the passage is repeated. **Step 2** – Discuss this question – Why was the altar of burnt offering so important to Jewish worship? (38:1-7) **Step 3** - Have prayer time.

Tuesday - Step 1 - Read the memory passage aloud, then repeat it phrase by phrase as the family says it with you. **Step 2** – Discuss this question – What was the purpose of the bronze basin? (38:8) **Step 3** - Have prayer time.

Wednesday - Step 1 - Read the memory passage aloud, then repeat it phrase by phrase as the family says it with you. **Step 2** – Discuss this question – Why did Aaron’s son direct this work instead of Aaron? (38:21) **Step 3** - Have prayer time.

Thursday - Step 1 - Read the memory passage aloud, then repeat it phrase by phrase as the family says it with you. **Step 2** – Discuss this question – Do you think that amount of precious metals made them a target for raiders? (38:24-26) **Step 3** - Have prayer time.

Friday – Step 1 - Read the memory passage aloud, then repeat it phrase by phrase as the family says it with you. **Step 2** – Discuss this question – If there were that many men over the age of 20, what might the total number of people have been? (38:26) **Step 3** - Have prayer time.

Saturday - Take volunteers to see if anyone can quote the passage from memory. Create a plan to put the applications from this chapter into practice within your family life. Discuss the importance of the Lord’s Day and why it gives honor to God when we get extra rest on Saturday night. Have prayer time.



Home Church Exodus 39

¹

Sunday - Step 1

Refocused Submission (Patterned after 1 Corinthians 11:17-22)

- Ask each person to share a way they saw God's power at work in their life or the life of another.

Sunday - Step 2

Inspired Instruction (Patterned after 1 Corinthians 11:23-26)

- Read the chapter. (Suggestion: Involve everyone. Take turns reading.)
- Ask each person to memorize the chapter theme by using the picture clue provided. (Suggestion: It is often helpful to have participants draw the picture clue.)
- Discuss other possible themes for the chapter. (Suggestion: Develop picture clues to go along with the other chapter themes.)

Sunday - Step 3

Convicted Application (Patterned after 1 Corinthians 11:27-32)

- Ask each person to quote a favorite Bible verse and explain what it means to them.
- Explain the significance of the body and blood of Jesus being offered on the cross and have someone lead a prayer thanking God for the sacrifice of His Son.
- Pass out the unleavened bread and ask each person to take a moment of silence to examine themselves and meditate on the sacrificed body of Jesus. Do the same for the grape juice.
- If there is a current need in the church or community, participants can be encouraged to pool their money to help.
- Ask each person to explain how this Bible study impacted their life and tell of a way they plan to live it out in the coming week.

Conclusion

- Make a prayer list. Be sure to include time for offering confessions of spiritual weakness.
- Make a list of spiritual victories.
- Provide copies of the daily devotionals so everyone can continue their study of the chapter throughout the week.
- Offer a final prayer.

Memory Passage of the Week

Exodus 39:1 (ESV)

*From the blue and purple and scarlet yarns
they made finely woven garments,
for ministering in the Holy Place.
They made the holy garments for Aaron,
as the Lord had commanded Moses.*

Monday – Step 1 - Read the memory passage aloud, then repeat it phrase by phrase as the family says it with you. Note: For very young members of the family, you might give them a single phrase and let them "own" it each time the passage is repeated. **Step 2** – Discuss this question – What is it about these colors that best represents holiness? (39:1) **Step 3** - Have prayer time.

Tuesday - Step 1 - Read the memory passage aloud, then repeat it phrase by phrase as the family says it with you. **Step 2** – Discuss this question – Why was it important for the High Priest to wear these names? (39:14) **Step 3** - Have prayer time.

Wednesday - Step 1 - Read the memory passage aloud, then repeat it phrase by phrase as the family says it with you. **Step 2** – Discuss this question – What was the purpose of the bells? (39:25-26) **Step 3** - Have prayer time.

Thursday - Step 1 - Read the memory passage aloud, then repeat it phrase by phrase as the family says it with you. **Step 2** – Discuss this question – Why did they bring their work to Moses? (39:33) **Step 3** - Have prayer time.

Friday – Step 1 - Read the memory passage aloud, then repeat it phrase by phrase as the family says it with you. **Step 2** – Discuss this question – What do you think Moses might have said when he blessed them? (39:43) **Step 3** - Have prayer time.

Saturday - Take volunteers to see if anyone can quote the passage from memory. Create a plan to put the applications from this chapter into practice within your family life. Discuss the importance of the Lord's Day and why it gives honor to God when we get extra rest on Saturday night. Have prayer time.



Home Church Exodus 40

2

Sunday - Step 1

Refocused Submission (Patterned after 1 Corinthians 11:17-22)

- Begin with a prayer asking the Holy Spirit to guide each person into a worshipful attitude of surrender.

Sunday - Step 2

Inspired Instruction (Patterned after 1 Corinthians 11:23-26)

- Read the chapter. (Suggestion: Involve everyone. Take turns reading.)
- Ask each person to memorize the chapter theme by using the picture clue provided. (Suggestion: It is often helpful to have participants draw the picture clue.)
- Discuss other possible themes for the chapter. (Suggestion: Develop picture clues to go along with the other chapter themes.)

Sunday - Step 3

Convicted Application (Patterned after 1 Corinthians 11:27-32)

- Sing a song about Jesus and His love for us. (Suggestion: If you have no one who is accustomed to leading a song, find a song on the internet and have it ready so the group can sing along.)
- Explain the significance of the body and blood of Jesus being offered on the cross and have someone lead a prayer thanking God for the sacrifice of His Son.
- Pass out the unleavened bread and ask each person to take a moment of silence to examine themselves and meditate on the sacrificed body of Jesus. Do the same for the grape juice.
- If there is a current need in the church or community, participants can be encouraged to pool their money to help.
- Ask each person to explain how this Bible study impacted their life and tell of a way they plan to live it out in the coming week.

Conclusion

- Make a prayer list. Be sure to include time for offering confessions of spiritual weakness.
- Make a list of spiritual victories.
- Ask each person to be prepared next time to share a way they saw God's power at work in their life or the life of another.
- Offer a final prayer.

Memory Passage of the Week

Exodus 40:1-2 (ESV)

*The Lord spoke to Moses, saying,
2 "On the first day of the first month
you shall erect the tabernacle of the tent of meeting."*

Monday – Step 1 - Read the memory passage aloud, then repeat it phrase by phrase as the family says it with you. Note: For very young members of the family, you might give them a single phrase and let them "own" it each time the passage is repeated. **Step 2** – Discuss this question – What might be the significance of the tabernacle being erected on the first day of the first month? (40:1) **Step 3** - Have prayer time.

Tuesday – Step 1 - Read the memory passage aloud, then repeat it phrase by phrase as the family says it with you. **Step 2** – Discuss this question – Can you draw a diagram of the tabernacle's arrangement? (40:1-8) **Step 3** - Have prayer time.

Wednesday – Step 1 - Read the memory passage aloud, then repeat it phrase by phrase as the family says it with you. **Step 2** – Discuss this question – What was an anointing and why was it important to God? (40:9-15) **Step 3** - Have prayer time.

Thursday – Step 1 - Read the memory passage aloud, then repeat it phrase by phrase as the family says it with you. **Step 2** – Discuss this question – Do you think Moses did all the original set up himself? (40:16-33) **Step 3** - Have prayer time.

Friday – Step 1 - Read the memory passage aloud, then repeat it phrase by phrase as the family says it with you. **Step 2** – Discuss this question – What do you think God chose to represent Himself with a cloud by day and a fire by night? (40:34-38) **Step 3** - Have prayer time.

Saturday - Take volunteers to see if anyone can quote the passage from memory. Create a plan to put the applications from this chapter into practice within your family life. Discuss the importance of the Lord's Day and why it gives honor to God when we get extra rest on Saturday night. Have prayer time.

